



**PULSE STREAMER 8/2**

Synchronous digital  
pattern generator  
and analog waveform  
generator





## PULSE STREAMER 8/2

### Synchronous digital pattern generator and arbitrary waveform generator

The Pulse Streamer 8/2 is a synchronous digital pattern and arbitrary waveform generator with 8 digital and 2 analog output channels. Its versatile user interface allows you to define complex pulse sequences and arbitrary waveforms efficiently.

**1 GSa/s**  
digital  
sampling rate

**125 MSa/s**  
analog  
sampling rate

**1 M pulses**  
pattern memory

#### Implement your ideas within minutes

An intuitive encoding lets you design digital patterns and analog waveforms of any complexity within minutes. Instead of just sample points, it allows you to define segments.

#### Be synchronous to start with

The Pulse Streamer's digital and analog outputs are always synchronous. Skip all efforts with synchronization across distinct hardware. Instead, output precisely timed synchronous digital and analog signals right away.

#### Stick to your favorite programming language

Control your experiment in your preferred programming language with our included native software libraries covering Python, Matlab and LabVIEW.

#### Set your Pulse Streamer anywhere in your lab

You talk to your Pulse Streamer via Ethernet. Set it anywhere in your lab and use it from anywhere.

#### Segments instead of sample points

Work with segments instead of sample points to describe complex digital patterns intuitively and efficiently.

#### Low latency trigger input

Start pulse sequences with a low latency external trigger.

#### Reference or sampling clock input

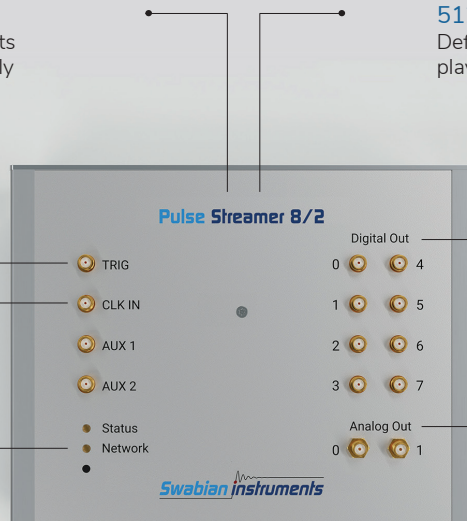
Synchronize your output signals to external hardware.

#### 1 Gbit/s network

Upload and run your patterns and waveforms within milliseconds.

#### 512 MB internal memory and 3 repetition modes

Define digital patterns with up to 1 million segments and play them once, N times or with indefinite repetition.



#### 8 digital outputs

Generate complex digital patterns with 1 ns timing resolution.

#### 2 analog outputs

Generate arbitrary waveforms with 14 bit vertical resolution and 8 ns timing resolution.



**Digital output**

output channels	8 x SMA
sampling rate	1 GSa/s
voltage levels (into 50 Ω)	0 and 2.6 V
rise and fall time (20%-80%)	< 300 ps
minimum pulse width <sup>1)</sup>	2 ns
RMS jitter	< 50 ps

**Analog output**

output channels	2 x SMA
sampling rate	125 MSa/s
voltage range	-1.0 to 1.0 V
bandwidth (-3 dB)	50 MHz
resolution	14 bit
offset error	< 2 mV
gain error	< 1%
rise and fall time (20%-80%)	< 7 ns
step response overshoot (typ.)	25 %
output settling time (1%)	< 100 ns

<sup>1)</sup> a nominal 1 ns pulse with rising edge first will output an approx. 1 ns wide pulse; a nominal 1 ns wide pulse with falling edge first will output no pulse (see typical pulse response figures below)

<sup>2)</sup> a trigger-to-data jitter below 100 ps can be achieved with an external sampling clock and a synchronous trigger (see *Documentation* for details)

**Pattern generation**

max. pattern length	1 M pulses
repeat modes	1, N, infinite
trigger modes	external, internal

**Trigger input**

max. voltage range (no damage)	-0.3 to 5.3 V
voltage range	0 to 5 V
trigger level	0.5 V
minimum pulse width	5 ns
trigger-to-data delay (typ.)	65 ns
trigger-to-data jitter <sup>2)</sup>	±4 ns

**External clock input**

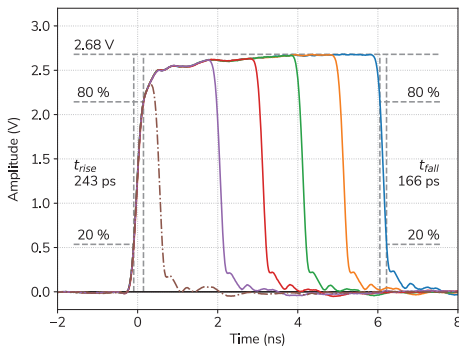
coupling	AC
amplitude	0.2 to 5 Vpp
frequency	10 MHz ref. clock or 125 MHz sample clock

**General parameters**

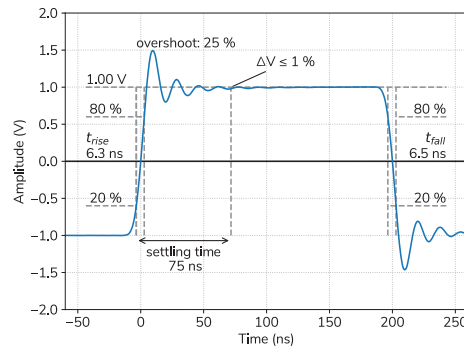
data interface	Ethernet (1 Gbit/s)
size (L x W x H) in mm	185 x 145 x 65

Specification values are given for hardware version 3.1, the values for older hardware may differ.

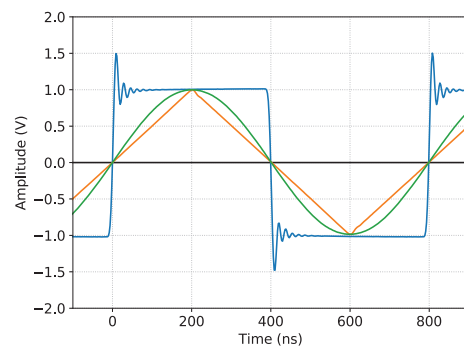
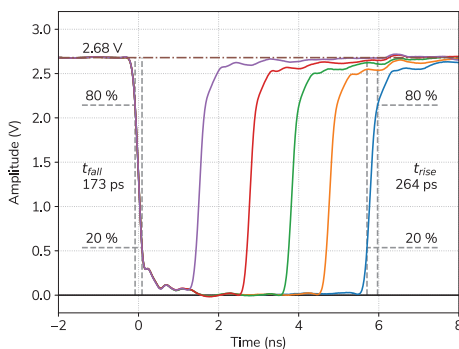
Typical pulse response (digital output)



Typical pulse response (analog output)



Waveform examples (analog output)





超高真空・極低温走査型プローブ顕微鏡  
高速分光測定装置、クライオスタット



Nd:YAGレーザー、Ti:SLレーザー  
OPOLレーザー

- 本カタログに記載されている内容は、改良のため予告無く変更する場合があります。(製品の仕様、性能、価格などはカタログ発行当時のものです)
- 本カタログに記載されている内容の一部または全部を無断で転載することは禁止されております。
- 本カタログに記載されているメーカー名、製品名などは各社の商標または登録商標です。