

pco.panda series

product overview

ultra compact
sCMOS
cameras



pco.panda series


The pco.panda series represents the compact cameras within PCO's scientific CMOS (sCMOS) camera product portfolio. The camera housing comprises an optimized passive thermal management enabling the high performance of sCMOS image sensors in smallest form factor. The camera is the ideal and cost-effective choice for various scientific and industrial applications. The pco.panda cameras are available with versatile features like low light mode, line scanning mode, or double shutter technology which increase the cameras' performance for dedicated applications.





technical table	pco.panda 26	pco.panda 26 DS
interface	USB 3.1 Gen 1	USB 3.1 Gen 1
sensor technology	sCMOS	sCMOS
color type	monochrome or color	monochrome
resolution [pixel]	5120 x 5120	5120 x 5120
sensor diagonal [mm]	18.1	18.1
pixel size [µm]	2.5 x 2.5	2.5 x 2.5
max. frame rate @ full resolution [fps]	6	6 (single shutter mode) 1 (double shutter mode)
max. pixel rate [MPixel/s]	187	187
peak QE	65 % @ 500 nm ¹	65 % @ 500 nm
typ. readout noise ² [e ⁻]	2.3	2.3
max. dynamic range	2000 : 1	2000 : 1
shutter type ³	GS	GS
sensor cooling	passive	passive
features ⁴	-	double shutter with 1 µs interframing time
dimensions H x W x L [mm]	65 x 65 x 72	65 x 65 x 72
camera housing		

Top feature – Double shutter technology

The outstanding global shutter capabilities of the pco.panda 26 sCMOS sensor make it a perfect candidate for effective double imaging – a prerequisite to perform all types of Particle Image Velocimetry (PIV) measurements in flow analysis. In PIV, light scattering particles are added to the flow under test. A laser beam is formed into a light sheet, illuminating the scattering particles twice with a short pulse at a time interval. The lower limit for this time interval is defined by the double shutter interframing time of the camera. The scattered light is recorded onto two consecutive frames of a high resolution digital camera. The shorter the double shutter interframing time, the higher the flow speeds which can be analyzed.



technical table	pco.panda 4.2	pco.panda 4.2 bi	pco.panda 4.2 bi UV
interface	USB 3.1 Gen 1	USB 3.1 Gen 1	
sensor technology	sCMOS	back illuminated sCMOS	
color type	monochrome or color	monochrome	
resolution [pixel]	2048 x 2048	2048 x 2048	
sensor diagonal [mm]	18.8	18.8	
pixel size [μm]	6.5 x 6.5	6.5 x 6.5	
max. frame rate @ full resolution [fps]	40	40	
max. pixel rate [MPixel/s]	176	184	
peak QE	80 % @ 600 nm ¹	92 % @ 550 nm	90 % @ 550 nm 46 % @ 240 nm
typ. readout noise ² [e ⁻]	2.1	1.8	
max. dynamic range	21,400 : 1	26,667 : 1	
shutter type ³	RS	RS	
sensor cooling	passive	passive	
features ⁴	line scanning mode	line scanning mode, low light mode	
dimensions H x W x L [mm]	65 x 65 x 66	65 x 65 x 66	
camera housing			

¹ monochrome version

² The readout noise values are given as median (med). All values are raw data without any filtering.

³ RS = Rolling Shutter | GS = Global Shutter

⁴ Selectable via software.

pc^o.[®]

address: Excelitas PCO GmbH
Donaupark 11
93309 Kelheim, Germany

phone: (+49) 9441-2005-0
(+1) 86-662-6653
(+86) 0512-6763-4643

mail: pco@excelitas.com

web: www.excelitas.com/pco



TII 東京インスツルメンツ
TOKYO INSTRUMENTS

グローバルにネットワークを広げ、最先端の科学をお客様に提供

本社: 〒134-0088 東京都江戸川区西葛西6-18-14 T.I.ビル

Tel. 03-3686-4711

営業所: 〒532-0003 大阪府大阪市淀川区宮原4-1-46 新大阪北ビル

Tel. 06-6393-7411

URL: <https://www.tokyoinst.co.jp> Mail: sales@tokyoinst.co.jp

TII Group Company

UNISOKU
TII Group

超高真空・極低温走査型プローブ顕微鏡
高速分光測定装置、クライオスタット

LOTIS TII

Nd:YAGレーザー、Ti:Sレーザー
OPOLレーザー

- 本カタログに記載されている内容は、改良のため予告無く変更する場合があります。(製品の仕様、性能、価格などはカタログ発行当時のものです)
- 本カタログに記載されている内容の一部または全部を無断で転載することは禁止されています。
- 本カタログに記載されているメーカー名、製品名などは各社の商標または登録商標です。

excelitas.com


excelitas[®]