



Advanced Laser Technologies

Picosecond Lasers & Laser Systems

Narrowband short pulses

Picosecond Lasers

3

Picosecond Tunable Wavelength Lasers

15

Nonlinear Spectroscopy Systems

34



2026

Rev#
260415

About Company

Background

EKSPLA focuses on the design and manufacturing of advanced lasers & systems and employs 33 years' experience as well as a close partnership with the scientific community. 80 out of the 100 top universities use EKSPLA lasers. The company is leading in the global market for scientific picosecond lasers.

Clients like CERN, NASA, ELI, Max Planck Institutes, Cambridge University and Massachusetts Institute of Technology have chosen EKSPLA as their partner.

For scientist who needs unique instrument for research, we provide parameter tailored laser systems that enable customer to perform complex experiments. In-house design and manufacturing ensures operative design, manufacturing and customization of new products.

Highly stable and reliable EKSPLA lasers combined with our own subsidiaries in the US, UK and China as well as more than 20 approved representative offices with properly trained laser engineers worldwide, ensure short response time and fast laser service as well as maintenance.



History

EKSPLA was founded about 33 years ago by a small team of engineers united around the idea of making the most advanced lasers in the world. EKSPLA was independent company with little money, but lots of creativity, and a deep technical understanding of lasers and how useful they could be for research and industry. From the start, the whole team had a deep mutual respect and believed in and supported each other. The first laser was sold at its first launch event, at an international exhibition in Germany. Soon after, the innovation was noticed by partners in Japan, and supply of the systems to leading universities there has been started. The concept of continuous improvement was admired and embraced, so it has become one of the key principles that apply to everything is done.

Contents

Picosecond Lasers	3
PL2210 series	
Diode Pumped Picosecond kHz Pulsed Nd:YAG Lasers	4
PL2230 series	
Diode Pumped High Energy Picosecond Nd:YAG Lasers	7
PL2250 series	
Flash-Lamp Pumped Picosecond Nd:YAG Lasers	11
Picosecond Tunable Wavelength Lasers	15
PGx01 series	
High Energy Broadly Tunable OPA	16
PT277 series	
Single Housing Mid-Infrared Tunable Picosecond Laser System	20
PT403 series	
Tunable Wavelength Picosecond Laser	23
PT501 series	
Single Housing Mid-Infrared Tunable Picosecond Laser System	27
PT401 series	
Single Housing UV-VIS-NIR Tunable Picosecond Laser System	30
Nonlinear Spectroscopy Systems	34
SFG spectrometer	
Picosecond Vibrational Sum Frequency Generation Spectrometer	35
Ordering Information	42

Picosecond Lasers

The first EKSPLA picosecond laser has been sold on its first launch event in exhibition in Germany more than 33 years ago. Due to their excellent stability and high output parameters EKSPLA scientific picosecond lasers established their name as “Gold Standard” among scientific picosecond lasers.

Innovative design of new generation of picosecond mode-locked lasers feature diode-pumping-only technology, thus reducing maintenance costs and improving output parameters. Second, third, fourth and fifth (on some versions) harmonic options combined with various accessories, advanced electronics (for streak camera synchronization, phase-locked loop, synchronization of fs laser)

and customization possibilities make these lasers well suited for many scientific applications, including optical parametric generator pumping, time-resolved spectroscopy, nonlinear spectroscopy, remote sensing, metrology...

For customer convenience, the laser can be operated from a master device or a personal computer using various interfaces. Depending on the system configuration, control is available via the USB interface (REST API over RNDIS or VCP with ASCII commands), the RS-232 interface (ASCII commands), the LAN interface (REST API), or from the remote control pad with a backlit display that remains easy to read even while wearing laser safety glasses.

FEATURES

- ▶ Millijoules up to 1 kHz
- ▶ From 10 to 90 picoseconds
- ▶ Narrowband, near transform-limited pulse

SHORT SELECTION GUIDE

For Your convenience, table contains all available options and highest parameter values. Not all output specifications are available at the same time simultaneously. Please refer to the catalog page for exact specifications and available options.

Model	Max pulse energy at fundamental wavelength	Repetition rate, up to	Pumping	Pulse duration	Special feature	Page
PL2210	2.5 mJ at 1064 nm	1000 Hz	Diode pumped solid state	29 ± 5 ps	kHz repetition rate	4
PL2230	40 mJ at 1064 nm	100 Hz	Diode pumped solid state	29 ± 5 ps	High pulse energy employing DPSS only technology	7
	up to 70 mJ at 1064 nm	50 Hz				
PL2250	100 mJ	20 Hz	Hybrid (DPSS master oscillator and flash-lamp pumped power amplifier)	29 ± 5 ps	High pulse energy	11

PL2210 SERIES



PL2210 series diode-pumped, air-cooled, mode-locked Nd:YAG lasers provide picosecond pulses at a kilohertz pulse repetition rate.

Short pulse duration, excellent pulse-to-pulse stability, superior beam quality makes PL2210 series diode pumped picosecond lasers well suited for many applications, including material processing, time-resolved spectroscopy, optical parametric generator pumping, and other tasks.

Flexible design

PL2210 series lasers offer a number of optional items that extend the capabilities of the laser. A pulse picker option allows control of the pulse repetition rate of the laser and operation in single-shot mode.

The repetition rate and timing of pulses can be locked to an external RF source (with –PLL option) or other ultrafast laser system (with –FS option). The laser provides a triggering pulse for synchronization of the customer’s equipment. A low jitter SYNC OUT pulse has a lead up to 500 ns that can be adjusted in ~0.25 ns steps from a PC. Up to 400 μs lead of triggering pulse is available as a PRETRIG feature that is designed to provide precise, very low jitter trigger pulses for a streak camera.

Built-in harmonic generators

Motorised switching of wavelength. Non-linear crystals mounted in temperature stabilized heaters are used for second, third and fourth high spectral purity harmonic generation.

Available models ¹⁾

Model	Features
PL2210A	Up to 0.9 mJ, 29 ps pulses at an up to 1 kHz repetition rate
PL2210B	Up to 2.5 mJ, 29 ps pulses at an up to 1 kHz repetition rate

¹⁾ Custom-built models with higher pulse energy are available on request.

Diode Pumped Picosecond kHz Pulsed Nd:YAG Lasers

FEATURES

- ▶ High pulse energy at kHz rates
- ▶ Diode pumped **solid state** design
- ▶ **Air cooled** – external water supply is not required
- ▶ Turn-key operation
- ▶ Low maintenance costs
- ▶ Optional streak camera triggering pulse with <10 ps rms jitter
- ▶ Remote control pad
- ▶ PC control
- ▶ Optional temperature stabilized second, third and fourth **harmonic generators**

APPLICATIONS

- ▶ Time resolved fluorescence (including streak camera measurements), pump-probe spectroscopy
- ▶ OPG/OPA/OPO pumping
- ▶ Remote Laser Sensing
- ▶ Other spectroscopic and nonlinear optics applications

Simple and convenient laser control

For customer convenience, the laser can be operated from a master device or a personal computer using various interfaces. Depending on the system configuration, control is available via the USB interface (REST API over RNDIS or VCP with ASCII commands), the RS-232 interface (ASCII commands), the LAN interface (REST API), or from the remote control pad with a backlit display that remains easy to read even while wearing laser safety glasses.

SPECIFICATIONS ¹⁾

Model	PL2210A	PL2210B
Output energy		
at 1064 nm	0.9 mJ	2.5 mJ
at 532 nm ²⁾	0.45 mJ	1.3 mJ
at 355 nm ³⁾	0.35 mJ	0.8 mJ
at 266 nm ⁴⁾	0.1 mJ	0.25 mJ
Pulse energy stability (StdDev) ⁵⁾		
at 1064 nm	0.5 %	
at 532 nm	0.8 %	
at 355 nm	1 %	
at 266 nm	2 %	
Pulse duration (FWHM) ⁶⁾	29 ± 5 ps	
Pulse repetition rate	1 kHz	
Triggering mode	internal/external	
Typical TRIG1 OUT pulse delay ⁷⁾	-500 ... 50 ns	
TRIG1 OUT pulse jitter	< 0.1 ns rms	
Spatial mode ⁸⁾	Close to Gaussian	
Beam divergence ⁹⁾	<1 mrad	
Beam diameter ¹⁰⁾	1.7 mm	~3 mm
Beam pointing stability (RMS) ¹¹⁾	< 30 µrad	
Pre-pulse contrast	> 200 : 1	
Polarization	linear, >100 : 1	

PHYSICAL CHARACTERISTICS

Laser unit size (W × L × H)	508 × 1030 × 244 ± 3 mm	
Power supply size (W × L × H)	365 × 392 × 290 ± 3 mm	450 × 375 × 130 ± 3 mm

OPERATING REQUIREMENTS

Water service	not required, air cooled	
Relative humidity	20–80 % (non condensing)	
Ambient temperature	22 ± 2 °C	
Power requirements	100–240 V AC, single phase 50/60 Hz	
Power consumption ¹²⁾	<1 kW	

¹⁾ Due to continuous improvement, all specifications are subject to change without notice. Parameters marked typical are not specifications. They are indications of typical performance and will vary with each unit we manufacture. Unless stated otherwise, all specifications are measured at 1064 nm and for basic system without options.

²⁾ For PL2210 series laser with -SH, -SH/TH, -SH/FH or -SH/TH/FH option. Outputs are not simultaneous.

³⁾ For PL2210 series laser with -TH, -SH/TH or -SH/TH/FH option. Outputs are not simultaneous.

⁴⁾ For PL2210 series laser with -SH/FH or -SH/TH/FH option. Outputs are not simultaneous.

⁵⁾ Averaged from pulses, emitted during 30 sec time interval.

⁶⁾ Optional 80 or 20 ps ± 10% duration. Pulse energy specifications may differ from indicated here.

⁷⁾ TRIG1 OUT lead or delay can be adjusted with 0.25 ns steps in specified range.

⁸⁾ Near field Gaussian fit is >90%.

⁹⁾ Average of X- and Y-plane full angle divergence values measured at the 1/e² level at 1064 nm.

¹⁰⁾ Beam diameter is measured at 1064 nm at the 1/e² point.

¹¹⁾ Beam pointing stability is evaluated from fluctuations of beam centroid position in the far field.

¹²⁾ At 1 kHz pulse repetition rate.



OPTIONS

- ▶ **PRETRIG** provides low jitter pulse for streak camera triggering with lead/delay in -400...600 μ s range and <10 ps rms jitter.
- ▶ **Option P80** provides 80 ps \pm 10 % output pulse duration. Inquire for pulse energy specifications.
- ▶ **Option P20** provides 20 ps \pm 10 % output pulse duration. Inquire for pulse energy specifications.
- ▶ **Option PC** allows reduction of the pulse repetition rate of the PL2210 series laser by integer numbers. Single shot mode is also possible. In addition, the -PC option reduces the low-intensity quasi-CW background that is present at laser output at 1064 nm wavelength. Please note that the output of fundamental wavelength and harmonic will be reduced by approx. 20% with installation of the -PC option.

BEAM PROFILE

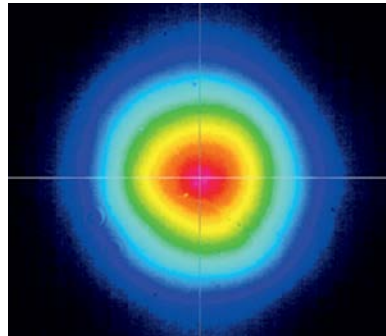


Fig 1. Typical PL2210 series laser near field beam profile at 1064 nm except PL2211A

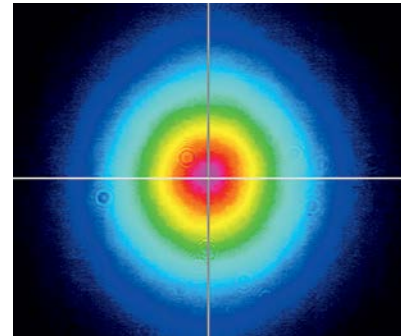


Fig 2. Typical PL2211A laser near field beam profile at 1064 nm

OUTLINE DRAWINGS

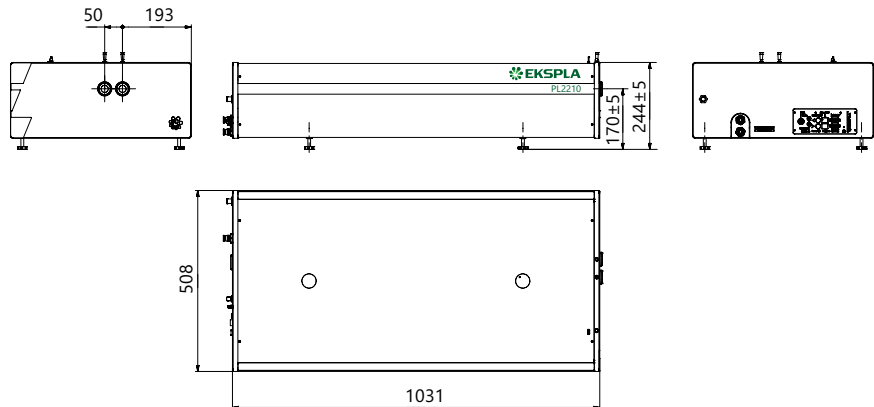


Fig 3. Dimensions of PL2210 series laser head

ORDERING INFORMATION

Note: Laser must be connected to the mains electricity all the time. If there will be no mains electricity for longer than 1 hour then laser (system) needs warm up for a few hours before switching on.

PL2210A-SH/TH/FH-P20

Model	Other options:
Harmonic generator options:	P80 → 80 ps pulse duration option
SH → second harmonic	P20 → 20 ps pulse duration option
TH → third harmonic	PC → pulse picker option
FH → fourth harmonic	PLL → pulse repetition rate locking option

PL2230 SERIES



Innovative design

The heart of the system is a diode pumped solid state (DPSS) master oscillator placed in a sealed monolithic block, producing high repetition rate pulse trains (90 MHz) with a low single pulse energy of several nJ. Diode pumped amplifiers are used for amplification of the pulse to 30 mJ or up to 40 mJ output. The high-gain regenerative amplifier has an amplification factor in the proximity of 10^6 . After the regenerative amplifier, the pulse is directed to a multipass power amplifier that is optimized for efficient stored energy extraction from the Nd:YAG rod, while maintaining a near Gaussian beam profile and low wavefront distortion. The output pulse energy can be adjusted in approximately 1% steps, while pulse-to-pulse energy stability remains at less than 0.5% rms at 1064 nm.

Angle-tuned KD*P and KDP crystals mounted in thermostabilised ovens are used for second, third, and fourth harmonic generation. Harmonic separators ensure the high spectral purity of each harmonic guided to different output ports.

Built-in energy monitors continuously monitor output pulse energy. Data from the energy monitor can be seen on the remote keypad or on a PC monitor. The laser provides triggering pulses for the synchronisation of your equipment. The lead of the triggering pulse can be up to 500 ns and is user adjustable in ~ 0.25 ns steps from a personal computer. Up to 1000 μ s lead of triggering pulse is available as a pretrigger feature. Precise pulse energy control, excellent short-term and long-term stability, and a 50 Hz repetition rate makes PL2230 series lasers an excellent choice for many demanding scientific applications.

Simple and convenient laser control

For customer convenience, the laser can be operated from a master device or a personal computer using various interfaces. Depending on the system configuration, control is available via the USB interface (REST API over RNDIS or VCP with ASCII commands), the RS-232 interface (ASCII commands), the LAN interface (REST API), or from the remote control pad with a backlit display that remains easy to read even while wearing laser safety glasses.

Diode Pumped High Energy Picosecond Nd:YAG Lasers

FEATURES

- ▶ Diode pumped power amplifier producing up to **40 mJ** per pulse at 1064 nm
- ▶ Beam profile improvement using advanced beam shaping system
- ▶ Hermetically sealed DPSS master oscillator
- ▶ Diode pumped regenerative amplifier
- ▶ Air-cooled
- ▶ **<30 ps** pulse duration
- ▶ Excellent pulse duration stability
- ▶ Up to **100 Hz** repetition rate
- ▶ Streak camera triggering pulse with **<10 ps** jitter
- ▶ Excellent beam pointing stability
- ▶ Thermo stabilized second, third or fourth harmonic generator options
- ▶ PC control
- ▶ Remote control via keypad

APPLICATIONS

- ▶ Time resolved fluorescence (including streak camera measurements)
- ▶ SFG/SHG spectroscopy
- ▶ Nonlinear spectroscopy
- ▶ Laser-induced breakdown spectroscopy
- ▶ OPG pumping
- ▶ Remote laser sensing
- ▶ Satellite ranging
- ▶ Other spectroscopic and nonlinear optics applications

SPECIFICATIONS ¹⁾

Model	PL2230-100	PL2230A-100	PL2231-50	PL2231A-50
Pulse energy ²⁾				
at 1064 nm	3 mJ	6 mJ	30 mJ	40 mJ
at 532 nm ³⁾	1.3 mJ	3 mJ	13 mJ	18 mJ
at 355 nm ⁴⁾	0.9 mJ	2 mJ	9 mJ	13 mJ
at 266 nm ⁵⁾	0.3 mJ	0.6 mJ	3 mJ	5 mJ
at 213 nm ⁶⁾	inquire			
Pulse energy stability (StdDev) ⁷⁾				
at 1064 nm	< 0.2 %	< 0.6 %	< 0.5 %	
at 532 nm	< 0.4 %		< 0.8 %	
at 355 nm	< 0.5 %		< 1.1 %	
at 266 nm	< 0.5 %		< 1.2 %	
at 213 nm	< 1.5 %		< 1.5 %	
Pulse duration (FWHM) ⁸⁾	29 ± 5 ps			
Pulse duration stability ⁹⁾	± 1 %			
Power drift ¹⁰⁾	± 2 %			
Pulse repetition rate				
At 1064, 532, 355 nm	0 – 100 Hz	100 Hz	50 Hz	
At 266, 213 nm	100 Hz		10 Hz	
Polarization	vertical, >99 % at 1064 nm			
Pre-pulse contrast	> 200 : 1 (peak-to-peak with respect to residual pulses)			
Beam profile ¹¹⁾	close to Gaussian in near and far fields			
Beam divergence ¹²⁾	< 1.5 mrad	< 0.7 mrad		
Beam propagation ratio M ²	< 1.3		< 2.5	
Beam pointing stability (RMS) ¹³⁾	≤ 10 μrad	≤ 20 μrad		
Typical beam diameter ¹⁴⁾	~ 2 mm	~ 2.5 mm	~ 6 mm	~ 7 mm
Optical pulse jitter				
Internal triggering regime ¹⁵⁾	<50 ps (StdDev) with respect to TRIG1 OUT pulse			
External triggering regime ¹⁶⁾	~3 ns (StdDev) with respect to SYNC IN pulse			
TRIG1 OUT pulse delay ¹⁷⁾	-500 ... 50 ns			
Typical warm-up time	5 min	10 min	15 min	
PHYSICAL CHARACTERISTICS				
Laser unit size (W × L × H)	508×1030×244 ± 3 mm			
Electrical cabinet size (W × L × H)	12 V DC power adapter, 85×170×41 ± 3 mm	471×391×147 ± 3 mm		
Umbilical length	2.5 m			
OPERATING REQUIREMENTS				
Cooling ¹⁸⁾	not required, air cooled		stand-alone chiller	
Room temperature	22 ± 2 °C			
Relative humidity	20 – 80 % (non-condensing)			
Power requirements	110–240 V AC, 50/60 Hz	Single phase, 110–240 V AC, 5 A, 50/60 Hz		
Power consumption	< 0.15 kVA	< 1.0 kVA		

¹⁾ Due to continuous improvement, all specifications are subject to change without notice. Parameters marked typical are not specifications. They are indications of typical performance and will vary with each unit we manufacture. Unless stated otherwise, all specifications are measured at 1064 nm and for basic system without options.

²⁾ Outputs are not simultaneous.

³⁾ For PL2230 series laser with -SH, -SH/TH, -SH/FH or -SH/TH/FH option or -SH/TH/FH/FiH module.

⁴⁾ For PL2230 series laser with -TH, -SH/TH or -SH/TH/FH option or -SH/TH/FH/FiH module.

⁵⁾ For PL2230 series laser with -SH/FH or -SH/TH/FH option or -SH/TH/FH/FiH module.

⁶⁾ For PL2230 series laser with -SH/TH/FH/FiH module.

⁷⁾ Averaged from pulses, emitted during 30 sec time interval.

⁸⁾ FWHM. Inquire for optional pulse durations in 20 – 90 ps range. Pulse energy specifications may differ from indicated here.

⁹⁾ Measured over 1 hour period when ambient temperature variation is less than ±1 °C.

¹⁰⁾ Measured over 8 hours period after 20 min warm-up when ambient temperature variation is less than ± 2 °C.

¹¹⁾ Near field Gaussian fit is >80%.

¹²⁾ Average of X- and Y-plane full angle divergence values measured at the 1/e² level at 1064 nm.

¹³⁾ Beam pointing stability is evaluated from fluctuations of beam centroid position in the far field.

¹⁴⁾ Beam diameter is measured at 1064 nm at the 1/e² level.

¹⁵⁾ With respect to TRIG1 OUT pulse. <10 ps jitter is provided optionally with PRETRIG feature.

¹⁶⁾ With respect to SYNC IN pulse.

¹⁷⁾ TRIG1 OUT lead or delay can be adjusted with 0.25 ns steps in specified range.

¹⁸⁾ Air cooled. Adequate room air conditioning should be provided.



OPTIONS

- **Option P20** provides 20 ps ±10% output pulse duration. Pulse energies are ~ 30 % lower in comparison to the 29 ps pulse duration version. See table below for pulse energy specifications:

Model	PL2231-50	PL2231A-50
1064 nm	23 mJ	28 mJ
532 nm	9 mJ	13 mJ
355 nm	6 mJ	9 mJ
266 nm	2 mJ	4 mJ

- **Option P80** provides 80 ps ± 10% output pulse duration. Pulse energy specifications are same as those of 29 ps lasers.
- **Option P10**
10±2 ps pulse duration. Pulse energies are ~ 50% lower in comparison to the 29 ps pulse duration version. Valid only for PL2230A-100.
- **Option PLL** allows locking the master oscillator pulse train repetition rate to an external RF generator, enabling precise external triggering with low jitter. Inquire for more information.

- **Option PL2231A-50 HE**
Pulse repetition rate 50 Hz. The pulse energy is ~75% higher compared to the laser PL2231A. 29±5 ps output pulse duration. See table below for pulse energy specifications:

Model ^{1) 2)}	PL2231A-50 HE
1064 nm	up to 70 mJ

- **Option PL2231A-10**
Pulse repetition rate 10 Hz. The pulse energy is ~2 times higher compared to the 50 Hz laser version. 29±5 ps output pulse duration. See table below for pulse energy specifications:

Model ^{1) 2)}	PL2231A-10
1064 nm	80 mJ
532 nm ³⁾	50 mJ
355 nm	inquire
216 nm	inquire
213 nm	inquire

¹⁾ Due to continuous improvement, all specifications are subject to change without notice. Parameters marked typical are not specifications. They are indications of typical performance and will vary with each unit we manufacture. Unless stated otherwise, all specifications are measured at 1064 nm and for basic system without options. Specifications for model PL2231C are preliminary and should be confirmed against quotation and purchase order.

²⁾ Outputs are not simultaneous.

³⁾ For PL2231A-10 series laser with -SH module.

BEAM PROFILE

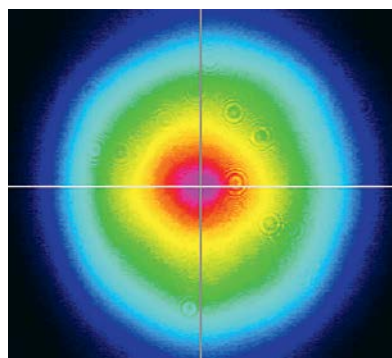


Fig 1. Typical near field output beam profile of PL2230 model laser

OUTLINE DRAWINGS

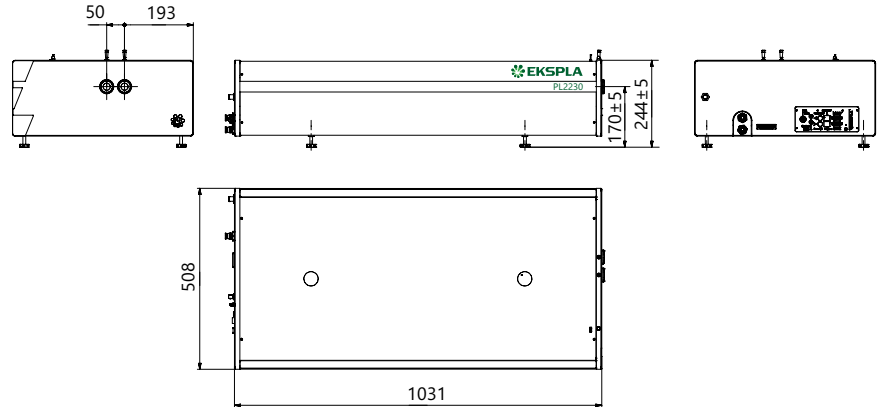
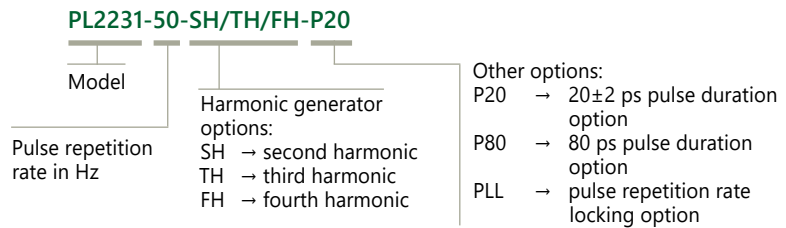


Fig 2. Dimensions of PL2230 series laser head

ORDERING INFORMATION

Note: Laser must be connected to the mains electricity all the time. If there will be no mains electricity for longer than 1 hour then laser (system) needs warm up for a few hours before switching on.



PL2250 SERIES



PL2250 series lasers cost-effective design improves laser reliability and reduces running and maintenance costs.

Innovative design

The heart of the system is a diode pumped solid state (DPSS) master oscillator placed in a hermetically sealed monolithic block. The flashlamp pumped regenerative amplifier is replaced by an innovative diode pumped regenerative amplifier. Diode pumping results in negligible thermal lensing, which allows operation of the regenerative amplifier at variable repetition rates, as well as improved long-term stability and maintenance-free operation.

The optimized multiple-pass power amplifier is flashlamp pumped and is optimized for efficient amplification of pulse while maintaining a near Gaussian beam profile and low wavefront distortion. The output pulse energy can be adjusted in approximately 1% steps, at the same time as pulse-to-pulse energy stability remains less than 0.8% rms at 1064 nm.

Angle-tuned KD*P and KDP crystals mounted in thermostabilised ovens are used for second, third and fourth harmonic generation. Harmonic

separators ensure the high spectral purity of each harmonic directed to different output ports.

Built-in energy monitors continuously monitor output pulse energy. Data from the energy monitor can be seen on the remote keypad or PC monitor. The laser provides several triggering pulses for synchronization of the customer's equipment. The lead or delay of the triggering pulse can be adjusted in 0.25 ns steps from the control pad or PC. Up to 1000 μ s lead of triggering pulse is available as a pretrigger feature.

Precise pulse energy control, excellent short-term and long-term stability, and up to 20 Hz repetition rate makes PL2250 series lasers an excellent choice for many demanding scientific applications.

Simple and convenient laser control

For customer convenience the laser can be operated from master device or personal computer through USB (VCP, ASCII commands), RS232 (ASCII commands), LAN (REST API) or RS232 (ASCII commands), LAN (REST API) depending on the system configuration or from remote control pad with backlit display that is easy to read even while wearing laser safety glasses.

Flash-Lamp Pumped Picosecond Nd:YAG Lasers

FEATURES

- ▶ Hermetically sealed DPSS master oscillator
- ▶ Diode pumped regenerative amplifier
- ▶ Flashlamp pumped power amplifier producing up to **100 mJ** per pulse at 1064 nm
- ▶ **30 ps** pulse duration (20 ps optional)
- ▶ Excellent pulse duration stability
- ▶ Up to **20 Hz** repetition rate
- ▶ Streak camera triggering pulse with <10 ps jitter
- ▶ Excellent beam pointing stability
- ▶ Thermo-stabilized second, third, fourth and fifth harmonic generator options
- ▶ PC control
- ▶ Remote control via keypad

APPLICATIONS

- ▶ Time resolved fluorescence (including streak camera measurements)
- ▶ SFG/SHG spectroscopy
- ▶ Nonlinear spectroscopy
- ▶ Laser-induced breakdown spectroscopy
- ▶ OPG pumping
- ▶ Remote laser sensing
- ▶ Satellite ranging
- ▶ Other spectroscopic and nonlinear optics experiments

SPECIFICATIONS ¹⁾

Model	PL2251A	PL2251B	PL2251C
Pulse energy			
at 1064 nm	50 mJ ²⁾	80 mJ ²⁾	100 mJ
at 532 nm ³⁾	25 mJ	40 mJ	50 mJ
at 355 nm ⁴⁾	15 mJ	24 mJ	30 mJ
at 266 nm ⁵⁾	7 mJ	10 mJ	12 mJ
at 213 nm ⁶⁾		inquire	
Pulse energy stability, (StdDev.) ⁷⁾			
at 1064 nm		< 0.8 %	
at 532 nm		<1.0 %	
at 355 nm		< 1.1 %	
at 266 nm		< 1.2 %	
Pulse duration (FWHM) ⁸⁾			
		29 ± 5 ps	
Pulse duration stability ⁹⁾			
		± 1.0 ps	
Repetition rate			
	20 or 10 Hz		10 Hz
Polarization			
	linear, vertical, >99 %		
Pre-pulse contrast			
	>200:1 (peak-to-peak with respect to residual pulses)		
Optical pulse jitter			
	internal / external		
Internal triggering regime ¹⁰⁾			
	<50 ps (StdDev) with respect to TRIG1 OUT pulse		
External triggering regime ¹¹⁾			
	~3 ns (StdDev) with respect to SYNC IN pulse		
SYNC OUT pulse delay ¹²⁾			
	-500 ... 50 ns		
Beam divergence ¹³⁾			
	< 0.5 mrad		
Beam pointing stability (RMS) ¹⁴⁾			
	≤ 20 μrad		
Beam diameter ¹⁵⁾			
	~ 8 mm	~10 mm	~12 mm
Typical warm-up time			
	30 min		

PHYSICAL CHARACTERISTICS

Laser unit size (W × L × H)	456×1233×249 mm ±3 mm (for PL2251A, B with harmonic and C models) 456×1031×249 mm ±3 mm (for PL2251A, B models without harmonic)
Electric cabinet size (W × L × H)	550×600×550 ±3 mm (19" standard, MR-9)
Umbilical length	2.5 m

OPERATING REQUIREMENTS

Water consumption (max 20 °C)	water cooled, water consumption (max. 20 °C), <8 l/min, 2 bar
Room temperature	22 ± 2 °C
Relative humidity	20–80 % (non-condensing)
Power requirements ¹⁶⁾	single phase, 200–240 V AC, 16 A, 50/60 Hz
Power ¹⁷⁾	< 1.5 kVA < 2.5 kVA < 2.5 kVA

¹⁾ Due to continuous improvement, all specifications are subject to change without notice. Parameters marked typical are not specifications. They are indications of typical performance and will vary with each unit we manufacture. Unless stated otherwise, all specifications are measured at 1064 nm and for basic system without options.
²⁾ PL2251B-20 has 70 mJ at 1064 nm output energy. Inquire for these energies at other wavelengths.
³⁾ For -SH option. Outputs are not simultaneous. Please inquire for pulse energies at other wavelengths.
⁴⁾ For -TH option. Outputs are not simultaneous. Please inquire for pulse energies at other wavelengths.
⁵⁾ For -FH option. Outputs are not simultaneous. Please inquire for pulse energies at other wavelengths.
⁶⁾ For PL2250 series laser with custom -FiH option.

⁷⁾ Averaged from pulses, emitted during 30 sec time interval.
⁸⁾ FWHM. Inquire for optional pulse durations in 20 – 90 ps range. Pulse energy specifications may differ from indicated here.
⁹⁾ Measured over 1 hour period when ambient temperature variation is less than ±1 °C.
¹⁰⁾ With respect to TRIG1 OUT pulse. <10 ps jitter is provided optionally with PRETRIG feature.
¹¹⁾ With respect to SYNC IN pulse.
¹²⁾ TRIG1 OUT lead or delay can be adjusted with 0.25 ns steps in specified range.
¹³⁾ Average of X- and Y-plane full angle divergence values measured at the 1/e² level at 1064 nm.
¹⁴⁾ Beam pointing stability is evaluated from fluctuations of beam centroid position in the far field.
¹⁵⁾ Beam diameter is measured at 1064 nm at the 1/e² point.



¹⁶⁾ Three phase 208 or 380 VAC mains are required for 50 Hz versions.

¹⁷⁾ For 10 Hz version.

If laser is optimised for pumping parametrical generator, maximum output energy may be different than specified for stand alone application.

OPTIONS

► **Option P20** provides 20 ps ± 10% output pulse duration. Pulse energies are 30% lower in comparison to the 30 ps pulse duration version. Linewidth 2 cm^{-1} at 1064 nm. See table below for pulse energy specifications:

Model	PL2251A-10	PL2251B-10	PL2251C -10
1064 nm	35 mJ	60 mJ	80 mJ
532 nm	17 mJ	30 mJ	40 mJ
355 nm	12 mJ	18 mJ	24 mJ
266 nm	5 mJ	8 mJ	10 mJ

► **Option P80** provides 80 ps ±10% output pulse duration. Pulse energy specifications as below:

Model	PL2251A	PL2251B	PL2251C
Pulse energy at 1064 nm	70 mJ	100 mJ	160 mJ

► **Option MH.** Standalone harmonic unit. Motorized harmonic switch. Output for 1064 nm and separate outputs for 532 nm, 355 nm and 266 nm.

BEAM PROFILE

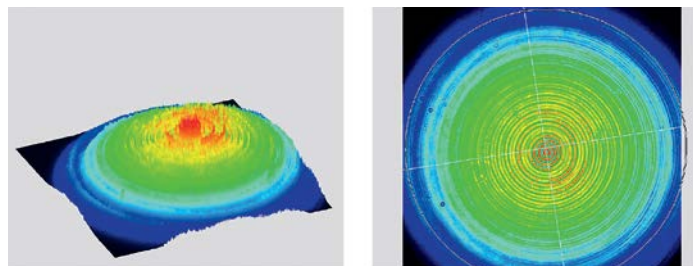


Fig 1. Typical near field output beam profile of PL2250 series laser

OUTLINE DRAWINGS

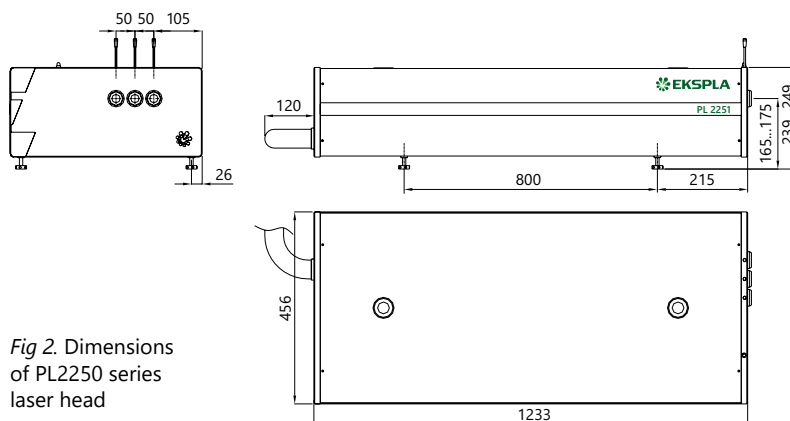
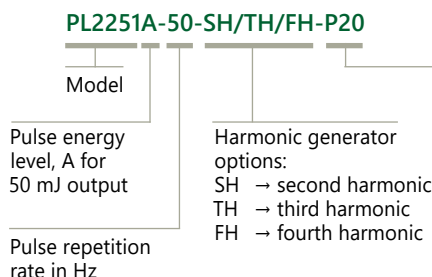


Fig 2. Dimensions of PL2250 series laser head

ORDERING INFORMATION

Note: Laser must be connected to the mains electricity all the time. If there will be no mains electricity for longer than 1 hour then laser (system) needs warm up for a few hours before switching on.



Other options:

- P20 → 20 ps pulse duration option
- P80 → 80 ps pulse duration option
- AW → water-air heat exchanger option
- FS → seeding option

Single Housing MIR Tunable Picosecond Laser PT277-XIR
integrate a picosecond optical parametric oscillator and
DPSS pump laser into a single compact housing



Picosecond Tunable Wavelength Lasers

For researchers demanding wide tuning range, high conversion efficiency and narrow line-width, EKSPLA PG&PT series optical parametric generators is an excellent choice. All models feature hands-free wavelength tuning, valuable optical components protection system as well as wide range of accessories and extension units.

Long-term experience and close cooperation with scientific institutions made it possible to create range of models, offering probably the widest tuning range: from 193 nm to 17000 nm. Versions, offering near transform limited line-width as well as operating at kHz repetition rates are available.

For customer convenience, the laser can be operated from a master device or a personal computer using various interfaces. Depending on the system configuration, control is available via the USB interface (REST API over RNDIS or VCP with ASCII commands), the RS-232 interface (ASCII commands), the LAN interface (REST API), or from the remote control pad with a backlit display that remains easy to read even while wearing laser safety glasses.

EKSPLA PL series picosecond mode-locked lasers are recommended for pumping of PG series Optical Parametric Generators. Combining together, researchers get complete tunable wavelength system, capable

FEATURES

- ▶ *Wide spectral range*
- ▶ *Narrowband*
- ▶ *Pump laser from 8 to 30 picoseconds*
- ▶ *Fast wavelength scan (sweep) PT277, PT501, PT401 lasers systems*

to assist researchers in wide range of spectroscopy applications: time-resolved pump-probe, nonlinear, infrared spectroscopy, laser-induced fluorescence, scanning near-field optical microscopy.

SHORT SELECTION GUIDE

For Your convenience, table contains all available options and highest parameter values. Not all output specifications are available at the same time simultaneously. Please refer to the catalog page for exact specifications and available options.

Model	Output wavelength range	Max pulse repetition rate	Bandwidth	Special feature	Page
PGx01	193 – 2300 nm	50 Hz	< 6 cm ⁻¹	High peak power (>50 MW), ideal for non-linear spectroscopy	16
PT277	1403 – 17000 nm	87 MHz	< 4 cm ⁻¹	MHz-level pulse repetition rate. integrated pump laser and OPG in a single housing Mid-infrared spectral range	20
PT403	210 – 2300 nm	1000 Hz	< 9 cm ⁻¹	Pump laser and OPG integrated in 2-in-1 combo housing	23
PT501	2300 – 16000 nm	100 Hz	< 3 cm ⁻¹	High pulse energy. integrated pump laser and OPG in a single housing Mid-infrared spectral range	27
PT401	210 – 2300 nm	1000 Hz optionally 100 Hz	< 4 cm ⁻¹	High pulse energy, integrated pump laser and OPG in a single housing	30

Preliminary

PGx01 SERIES

High Energy Broadly Tunable OPA



FEATURES

- ▶ Ultra-wide spectral range from 193 to 2300 nm
- ▶ High peak power (>50 MW) ideal for non-linear spectroscopy applications
- ▶ Narrow linewidth <math>< 6 \text{ cm}^{-1}</math> (for UV <math>< 9 \text{ cm}^{-1}</math>)
- ▶ Motorized hands-free tuning in 193–2300 nm
- ▶ PC control
- ▶ Remote control via keypad

Travelling Wave Optical Parametric Generators (TWOPG) are an excellent choice for researchers who need an ultra-fast tunable coherent light source from UV to mid IR.

Design

The units can be divided into several functional modules:

- ▶ optical parametric generator (OPG);
- ▶ diffraction grating based linewidth narrowing system (LNS);
- ▶ optical parametric amplifier (OPA);
- ▶ electronic control unit.

The purpose of the OPG module is to generate parametric superfluorescence (PS). Spectral properties of the PS are determined by the properties of a nonlinear crystal and usually vary with the generated wavelength. In order to produce narrowband radiation, the output from OPG is narrowed by LNS down to 6 cm^{-1} and then used to seed OPA.

Output wavelength tuning is achieved by changing the angle of the nonlinear crystal(s) and grating. To ensure exceptional wavelength reproducibility, computerized control unit driven precise stepper motors rotate the nonlinear crystals and

diffraction grating. Nonlinear crystal temperature stabilization ensures long-term stability of the output radiation wavelength.

In order to protect nonlinear crystals from damage, the pump pulse energy is monitored by built-in photodetectors, and the control unit produces an alert signal when pump pulse energy exceeds the preset value.

For customer convenience, the laser can be operated from a master device or a personal computer using various interfaces. Depending on the system configuration, control is available via the USB interface (REST API over RNDIS or VCP with ASCII commands), the RS-232 interface (ASCII commands), the LAN interface (REST API), or from the remote control pad with a backlit display that remains easy to read even while wearing laser safety glasses.

Available models

Model	Features
PG401	Model has a tuning range from 420 to 2300 nm and is optimized for providing highest pulse energy in the visible part of the spectrum. The wide tuning range makes PG401 units suitable for many spectroscopy application.

APPLICATIONS

- ▶ Nonlinear spectroscopy: vibrational-SFG, surface-SH, Z-scan
- ▶ Pump-probe experiments
- ▶ Laser-induced fluorescence (LIF)
- ▶ Other laser spectroscopy applications

SPECIFICATIONS ¹⁾

Model	PG401	PG401-SH	PG401-DUV
Tuning range			
DUV	–		193–209.95 nm
SH	–	210–340, 370–419 nm	–
Signal	420 – 680 nm	–	
Idler	740 – 2300 nm	–	
DFG	–		
Output pulse energy ²⁾	> 1000 µJ at 450 nm	> 100 µJ at 300 nm	> 50 µJ at 200 nm
Linewidth	< 6 cm ⁻¹	< 9 cm ⁻¹	
Max pulse repetition rate	50 Hz		
Scanning step			
Signal	0.1 nm	–	
Idler	1 nm	–	
Typical beam size ³⁾	~4 mm	~3 mm	
Beam divergence ⁴⁾	< 2 mrad		
Beam polarization	–	vertical	
Signal	horizontal	–	
Idler	horizontal	–	
Typical pulse duration	~20 ps		
PUMP LASER REQUIREMENTS			
Pump energy			
at 355 nm	10 mJ		
at 532 nm	–		
at 1064 nm	–	2 mJ	
Recommended pump source ⁵⁾	PL2231-50-TH, PL2251A-TH		
Beam divergence	< 0.5 mrad		
Beam profile	homogeneous, without hot spots, Gaussian fit >90 %		
Pulse duration ⁶⁾	29 ± 5 ps		
PHYSICAL CHARACTERISTICS			
Size (W x L x H)	456 × 633 × 244 mm	456 × 1031 × 249 ± 3 mm	
OPERATING REQUIREMENTS			
Room temperature	15 – 30 °C		
Power requirements	100 – 240 V AC single phase, 47 – 63 Hz		
Power consumption	< 100 W		

¹⁾ Due to continuous improvement, all specifications are subject to change without notice. Parameters marked typical are not specifications. They are indications of typical performance and will vary with each unit we manufacture. Unless stated otherwise, all specifications are measured at 450 nm for PG401 units, and 300 nm for PG401SH units and for basic system without options.

²⁾ See tuning curves for typical pulse energies at other wavelengths. Higher energies are available, please contact EKSPILA for more details.

³⁾ Beam diameter is measured at the 1/e² level.

⁴⁾ Full angle measured at the FWHM point.

⁵⁾ If a pump laser other than PL2250 or PL2230 is used, measured beam profile data should be presented when ordering.

⁶⁾ Should be specified if non-EKSPLA pump laser is used.



Communication interface	Description
USB*	REST API over RNDIS
RS232	ASCII commands
LAN	REST API

* Default, other option: ASCII commands over virtual serial port.

CUSTOMIZED FOR SPECIFIC REQUIREMENTS

Please note that these products are custom solutions tailored for specific applications or specific requirements.

Interested? Tell us more about your needs and we will be happy to provide you with tailored solution.

Gap free tuning extension for PG401:

- ▶ Gap-free tuning range 410 – 709, 710 – 2300 nm
- ▶ Linewidth < 18 cm⁻¹

TUNING CURVES

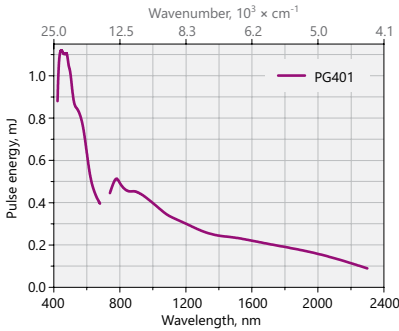


Fig 1. Typical PG401 model tuning curve
Pump energy: 10 mJ at 355 nm

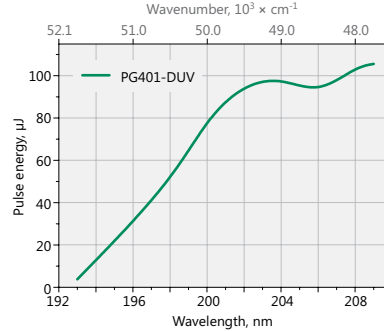


Fig 2. Typical PG401-DUV model tuning curve

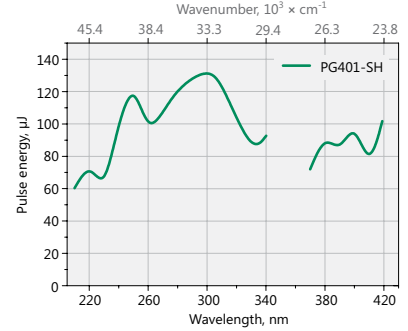


Fig 3. Typical PG401-SH model tuning curve. Pump energy: 10 mJ at 355 nm

OUTLINE DRAWINGS

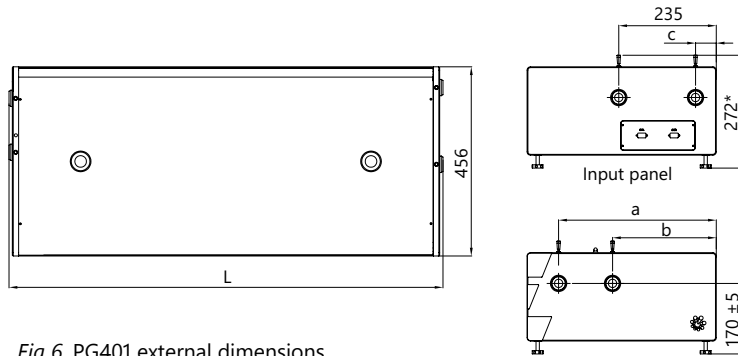


Fig 6. PG401 external dimensions

OUTPUTS PORTS

Model	L, mm	a, mm	b, mm	c, mm	Port 1	Port 2
PG401	633	380	x	x	420–680 nm, 740–2300 nm	–
PG401-SH	838	380	x	x	210–340 nm, 370–419.9 nm, 420–680 nm, 740–2300 nm	–
PG401-SH/DUV	1026	380	250	50	210–340 nm, 370–419 nm, 420–680 nm, 740–2300 nm	192–209.95 nm

RECOMMENDED UNITS ARRANGEMENT ON OPTICAL TABLE

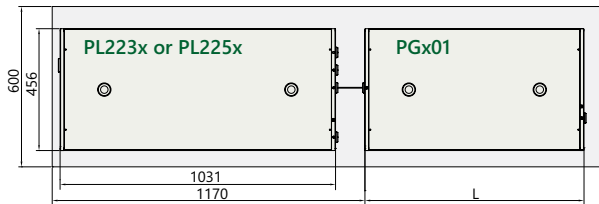


Fig 4. Arrangement of pump laser and PGx01 unit on optical table

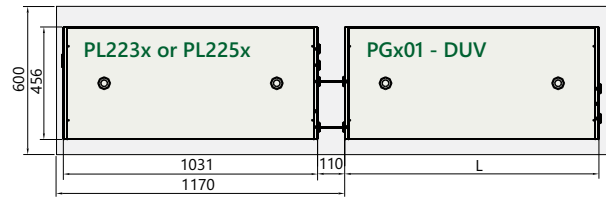


Fig 5. Arrangement of pump laser and PGx01-DUV unit on optical table

ORDERING INFORMATION

PG401-DUV

Model	Optional tuning range extension
PG4xx → 355 nm pump	DUV → 193–209.95 nm
	SH → 210-340 nm & 370-420 nm
01 → travelling wave, narrowed linewidth	
02 → travelling wave, not narrowed	
11 → synchronous pumping, narrowed	

Note: Laser must be connected to the mains electricity all the time. If there will be no mains electricity for longer than 1 hour then laser (system) needs warm up for a few hours before switching on.

PT277 SERIES



PT277 series laser systems integrate a picosecond optical parametric oscillator (OPO) and a pump laser in a single compact housing. Mounting the components on the same frame provides a robust solution. It makes laser installation shorter, improves long-term stability, and reduces maintenance costs.

The laser is hermetic and has an internal air cleaning system to clean from water vapor and organics, making it an excellent source for spectroscopic applications.

Nearly diffraction-limited divergence and beam-direction stability throughout the entire spectral tuning range are essential in tunable radiation applications requiring high-precision laser beam focusing.

Fast and fully automatic wavelength tuning is achieved by advanced microprocessor control. The wavelength tuning elements are mounted on precise closed-loop micro-stepping motors. The temperatures of the nonlinear crystals are controlled by precise thermo-controllers. No additional manual adjustment of the laser system is needed.

For customer convenience, the laser can be operated from a master device or a personal computer using various interfaces. Depending on the system configuration, control is available via the USB interface (REST API over RNDIS or VCP with ASCII commands), the RS-232 interface (ASCII commands), the LAN interface (REST API), or from the remote control

Single Housing Mid-Infrared Tunable Picosecond Laser System

FEATURES

- ▶ **Tuning range 1403 – 17000 nm (7127 – 589 cm⁻¹)***
- ▶ **Hands-free tuning:** motorized for the entire tuning range
- ▶ **Linewidth <4 cm⁻¹** in the entire tuning range
- ▶ **Nearly diffraction limited divergence**
- ▶ **Beam direction stability in the entire tuning range**
- ▶ **Single housing:** integrates a pump laser and OPO in a single housing
- ▶ **Internal air cleaning system**
- ▶ **PC control via USB (virtual COM port), RS232, LAN using REST API commands**
- ▶ **Fast wavelength scan (sweep)**

APPLICATIONS

- ▶ **Infrared spectroscopy**
- ▶ **SNOM (scanning near field microscopy)**

pad with a backlit display that remains easy to read even while wearing laser safety glasses.

PT277 series features two models

Model	Features
PT277-SI	provides a narrowband radiation with a linewidth <4 cm ⁻¹ in the entire tuning range: 1403 – 2020 nm (7127 – 4951 cm ⁻¹) 2250 – 4400 nm (4444 – 2273 cm ⁻¹)
PT277-XIR	provides a narrowband radiation with a linewidth <4 cm ⁻¹ in the entire tuning range: 1403 – 2020 nm (7127 – 4951 cm ⁻¹) 2250 – 4400 nm (4444 – 2273 cm ⁻¹) 5000 – 17000 nm (2000 – 589 cm ⁻¹)*

* Tuning range extension up to 18000 nm is available with "Option -18000".

SPECIFICATIONS ¹⁾

Parameter	PT277-SI	PT277-XIR
OUTPUT SPECIFICATIONS		
Tuning range		
Signal	1403 – 2020 nm (7127 – 4951 cm ⁻¹)	
Idler	2250 – 4400 nm (4444 – 2273 cm ⁻¹)	
DFG	–	5000 – 17000 nm (2000 – 589 cm ⁻¹) ²⁾
Output power ³⁾		
@ 1403 – 2020 nm (Signal)	> 400 mW	
@ 2250 – 4000 nm (Idler)	> 100 mW	
@ 12500 nm (DFG)	–	> 10 mW
@ 17000 nm (DFG)	–	> 3 mW
Linewidth	< 4 cm ⁻¹	
Pulse repetition rate	~ 87 MHz (same as that of the pump laser)	
Pulse duration	~8 ps	
Typical beam diameter ⁴⁾ (at 1/e ² level)	~ 3 mm @ 3000 nm	
Typical beam divergence ⁵⁾	< 5 mrad @ 1600 nm	
Beam pointing stability	< 50 μrad rms @ 1600 nm	
Polarization		
Signal and idler	linear, vertical	
DFG	–	linear, vertical
Fast spectral scan speed for spectral range		
From 1403 to 2020 nm (Signal)	< 4 s	
From 2250 to 4400 nm (Idler)	< 4 s	
From 12500 to 16000 nm (DFG)	–	< 2 s
Output power modulation frequency (AOM)	0 Hz – 2 MHz	
PHYSICAL CHARACTERISTICS		
Laser unit size (W×L×H)	320 × 766 × 241 mm	
Power supply size (W×L×H)	483 × 140 × 390 mm , stand-alone	
Chiller (third-party, approx.) (W×L×H)	290 × 420 × 290 mm , stand-alone	
Umbilical length	2.5 m	
SERVICE AND OPERATION REQUIREMENTS		
Cooling	water-air	
Room temperature	22 ± 2 °C	
Room temperature stability	± 1 °C	
Relative humidity	< 80 % (non-condensing)	
Power requirements	100 – 240 VAC (-10% / +5%), single phase, 50/60 Hz	
Power consumption	< 1 kW	
Cleanness of the room	not worse than ISO Class 9	

¹⁾ All specifications are subject to change without notice. The parameters given in the table are indicators of the typical performance of the laser system. They may vary with each manufactured laser system.

²⁾ Tuning range extension up to 18000 nm is available with "Option -18000".

³⁾ Output powers are specified at selected wavelengths. See typical tuning curves for power at other wavelengths. Power drops are possible.

⁴⁾ May vary depending on pump pulse energy.

⁵⁾ Full angle at FWHM level.

Note: The laser must be connected to the mains electricity all the time. If there will be no mains electricity for longer than 1 hour then the laser system needs to warm up for a few hours before switching radiation on. The laser and auxiliary units must be installed in a place free from dust and aerosols. It is advisable to operate the laser in an air-conditioned room and to place the laser at a distance from air conditioning outlets. The laser should be positioned on a solid optical table. Access from both sides should be ensured. Intense sources of vibrations like freight elevators, railway stations, etc. should be avoided nearby.



Communication module interfaces

Interface	Description
USB*	REST API over RNDIS
RS232	ASCII commands
LAN	REST API

* Default, other option: ASCII commands over virtual serial port

TUNING CURVES

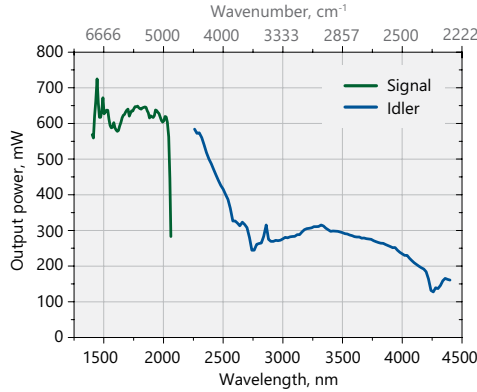


Fig 1. Typical PT277-SI laser system output tuning curve.
The actual tuning curve might differ from presented here.

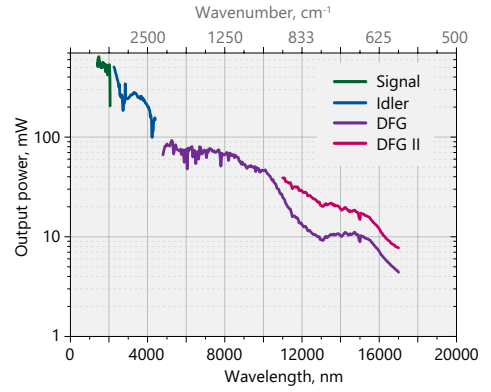


Fig 2. Typical PT277-XIR laser system output tuning curve.
DFG I range – for wide tuning range.
DFG II – for higher power at longer waves.
The actual tuning curve might differ from presented here.

OPTIONS

- ▶ **Option -H**
1064 nm output, <0.5 W at 1064 nm output power.
- ▶ **Option -18000**
Tuning range, DFG: 5000 – 18000 nm (2000 – 556 cm⁻¹)

ACOUSTO-OPTIC MODULATOR AOM

An acousto-optic modulator AOM is used for the output pulse train modulation in the 0–2 MHz frequency range.

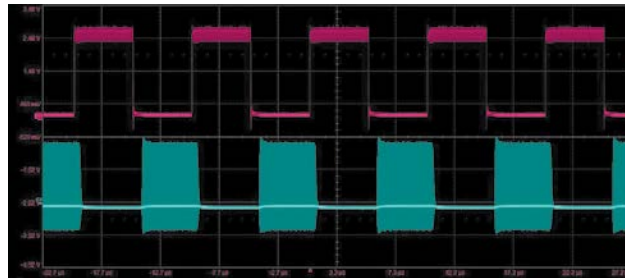


Fig 3. AOM control example:
magenta – 100 kHz control TTL signal to AOM CONTROL;
cyan – optical signal

OUTLINE DRAWINGS



Fig 4. PT277-SI laser features the same external housing as PT277-XIR.
PT277-XIR and PT277-SI lasers feature attachable handles that enable easy transportation and installation

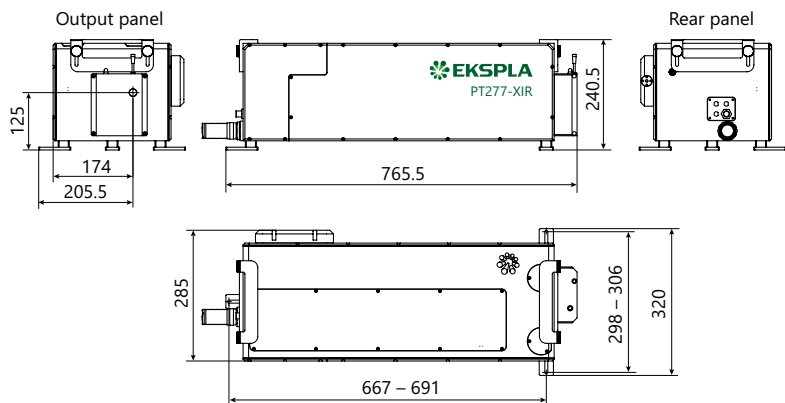


Fig 5. External dimensions of PT277-XIR and PT277-SI laser units (the same external housing)

PT403 SERIES



PT403 series laser systems integrate a picosecond 1 kHz repetition rate DPSS pump laser and optical parametric generator into a single housing. New picosecond tunable wavelength laser system provide from 210 to 2300 nm from the one box.

Unlike other solutions in the market, offering laser and OPO in different units, new approach features pump laser and OPO integrated into one unit. That delivers almost twice smaller footprint, shorter installation, better stability and other substantial benefits for user.

All-in one-box solution features all components placed into one compact housing. It means better overall stability because all potential causes for misalignment between separate units of pump laser and optical parametric generator are eliminated.

To ensure reliability industry and market tested solutions were employed during the build-up of PT403.

Pump laser is based on industry "gold standard" diode pumped EKSPLA PL2210 series picosecond mode-locked laser. Improved output parameters and reduced maintenance costs are achieved by employing diode-pumped-only technology.

Optical parametric generator is based on PGx03 picosecond optical parametric amplifier systems. Fully automatized and microprocessor based control system ensures hands free precise wavelength tuning.

PT403 was built without sacrificing any parameters or reliability. The optical design is optimized to produce low divergence beams with moderate linewidth (typically $< 9 \text{ cm}^{-1}$) at approximately 20 ps pulse duration. Featuring 1 kHz repetition rate PT403 tuneable laser is versatile cost-efficient tool for scientists researching various kind of disciplines like time resolved fluorescence, pump-probe spectroscopy, laser-induced fluorescence, Infrared spectroscopy and other applications.

Simple and convenient laser control

For customer convenience the laser can be operated from master device or personal computer through USB (VCP, ASCII commands), RS232 (ASCII commands), LAN (REST API) or RS232 (ASCII commands), LAN (REST API) depending on the system configuration or from remote control pad with backlit display that is easy to read even while wearing laser safety glasses.

Tunable Wavelength Picosecond Laser

FEATURES

- ▶ Tuning range: 210 – 2300 nm
- ▶ Motorized hands-free tuning
- ▶ High pulse energy at 1 kHz rates
- ▶ Diode pumped solid state design
- ▶ Narrow linewidth $< 9 \text{ cm}^{-1}$
- ▶ Remote control via keypad
- ▶ PC control
- ▶ Optional streak camera triggering pulse with $< 10 \text{ ps rms jitter}$
- ▶ Turn-key operation
- ▶ Air cooled – external water supply is not required
- ▶ Low maintenance costs

APPLICATIONS

- ▶ Time resolved fluorescence (including streak camera measurements), pump-probe spectroscopy
- ▶ Laser-induced fluorescence
- ▶ Infrared spectroscopy
- ▶ Nonlinear spectroscopy: surface-SH, Z-scan
- ▶ Other spectroscopic and nonlinear optics applications

BENEFITS

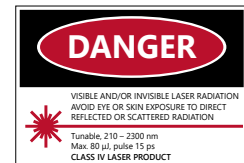
- ▶ Better long term stability (compared with layout where laser and OPO are in different units)
- ▶ Higher safety – all beams are in the box
- ▶ Shorter installation time
- ▶ Almost twice smaller footprint

SPECIFICATIONS ¹⁾

Model	PT403	PT403-SH
OPA SPECIFICATIONS		
Output wavelength tuning range		
SH	–	210 – 409 nm
Signal	410 – 709 nm	
Idler	710 – 2300 nm	
Output pulse energy ²⁾		
SH ³⁾	–	15 µJ
Signal ⁴⁾	> 75 µJ	
Idler ⁵⁾	> 25 µJ	
Pulse repetition rate	1000 Hz	
Linewidth	< 9 cm ⁻¹	< 12 cm ⁻¹
Typical pulse duration ⁶⁾	~ 20 ps	
Scanning step		
SH	–	0.05 nm
Signal	0.1 nm	
Idler	1 nm	
Typical beam size ⁷⁾	~ 2 mm	
Beam divergence ⁸⁾	< 2 mrad	
Beam pointing stability	≤ 100 µrad rms	
Beam polarization		
SH	–	horizontal
Signal	horizontal	
Idler	vertical	
Optical pulse jitter		
Internal triggering regime ⁹⁾	< 50 ps (StDev) in respect to TRIG1 OUT pulse	
External triggering regime	~ 3 ns (StDev) in respect to SYNC IN pulse	
TRIG1 OUT pulse delay ¹⁰⁾	-400 ... 150 ns	
OPERATING REQUIREMENTS		
Room temperature	22 ± 2 °C	
Relative humidity	20 – 80% (non-condensing)	
Power requirements	100 – 240 V single phase, 47 – 63 Hz	
Power consumption	< 0.6 kW	
Water service	air cooled	
Cleanness of the room	not worse than ISO Class 9	

¹⁾ Due to continuous improvement, all specifications are subject to change without notice. Parameters marked typical are not specifications. They are indications of typical performance and will vary with each unit we manufacture. Unless stated otherwise, all specifications are measured at 450 nm for PT403 units for basic system without options.
²⁾ Pulse energies are specified at selected wavelengths. See typical tuning curves for pulse energies at other wavelengths.
³⁾ Measured at 260 nm.
⁴⁾ Measured at 450 nm.
⁵⁾ Measured at 1000 nm.

⁶⁾ Estimated assuming 30 ps at 1064 nm pump pulse. Pulse duration varies depending on wavelength and pump energy.
⁷⁾ Beam diameter at the 1/e² level. Can vary depending on the wavelength.
⁸⁾ Beam divergence measured at FWHM.
⁹⁾ < 10 ps jitter is provided with PRETRIG option.
¹⁰⁾ TRIG1 OUT lead or delay can be adjusted with 0.25 ns steps in specified range.



Communication module interfaces

Interface	Description
USB *	REST API over RNDIS
RS232	ASCII commands
LAN	REST API

* Default, other option: ASCII commands over virtual serial port

DESIGN

The units can be divided into several functional parts:

1. 1 kHz repetition rate DPSS pump laser,
2. Optical parametric generator (OPG),
3. Electronic control unit.



Fig 1. PT403 unit

PT403 series laser systems integrate a picosecond 1 kHz repetition rate DPSS pump laser and optical parametric generator into a single housing. As pump laser is used PL2210 series diode-pumped, air-cooled, mode-locked Nd:YAG laser. Picosecond tunable wavelength laser system provide from 210 to 2300 nm from the single optical unit.

OPTIONS

► **Option SF**

Energy increasing in 300 – 409 nm range by sum-frequency generation. > 20 μJ @ 340 nm. Pulse energies are ~ 10 % lower in comparison to the system without SF option. See table below for pulse energy specifications:

Model ¹⁾	PT403	PT403-SH
SH ²⁾	–	> 13 μJ
Signal ³⁾		> 70 μJ
Idler ⁴⁾		> 22 μJ

¹⁾ Due to continuous improvement, all specifications are subject to change without notice. Parameters marked typical are not specifications. They are indications of typical performance and will vary with each unit we manufacture.

²⁾ Measured at 260 nm.

³⁾ Measured at 450 nm.

⁴⁾ Measured at 1000 nm.

► **Options -H, -2H, -3H**

1064 nm or 532 nm, or 355 nm outputs ^{1) 2)}

- H output energy 0.7 mJ;
- 2H output energy 0.3 mJ;
- 3H output energy 0.3 mJ.

¹⁾ Outputs are not simultaneous.

²⁾ Inquire for outputs simultaneously with PG.

CUSTOMIZED FOR SPECIFIC REQUIREMENTS

Please note that these products are custom solutions tailored for specific applications or specific requirements.

Interested? Tell us more about your needs and we will be happy to provide you with tailored solution.

TUNING CURVES

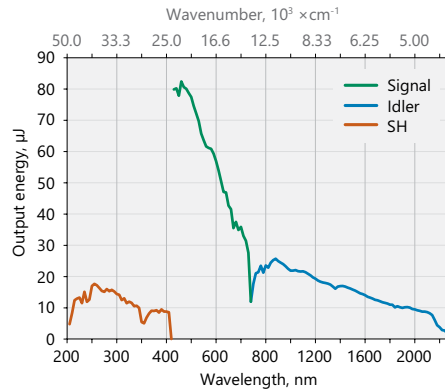


Fig 2. Typical PT403 tuning curves in signal (410 – 709 nm), idler (710 – 2300 nm) ranges, SH (210 – 409 nm) ranges

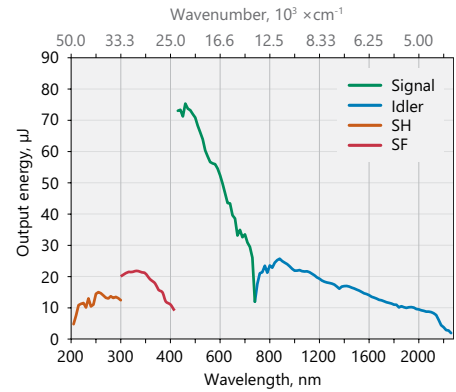


Fig 3. Typical PT403 tuning curves in signal (410 – 709 nm), idler (710 – 2300 nm) ranges, SH (210 – 300 nm), SF (300 – 409 nm) ranges

Note: The energy tuning curves are affected by air absorption due narrow linewidth. These pictures present pulse energies where air absorption is negligible.

OUTLINE DRAWINGS

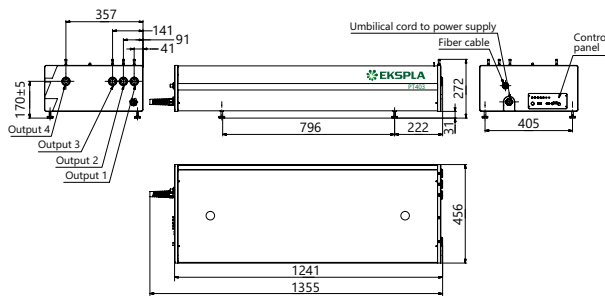


Fig 4. PT403 series laser head typical outline drawing

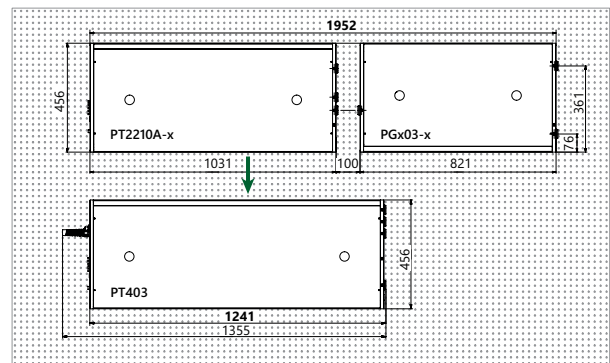


Fig 5. Compared with layout where laser and OPO are in different units, PT403 features almost twice smaller footprint

OUTPUTS PORTS

Model	L, mm	Port 1	Port 2	Port 3	Port 4
PT403	1241	1064 / 532 nm	–	355 nm	410 – 2300 nm
PT403-SH/SF	1441	1064 / 532 nm	210 – 2300 nm	355 nm	410 – 2300 nm

Note: Laser must be connected to the mains electricity all the time. If there will be no mains electricity for longer that 1 hour then laser (system) needs warm up for a few hours before switching on.

PT501 SERIES



PT501 series laser systems integrate a picosecond optical parametric oscillator (OPO) and a pump laser in a single compact housing. Mounting the components on the same frame provides a robust solution. It makes laser installation shorter, improves long-term stability, and reduces maintenance costs.

Fast and fully automatic wavelength tuning is achieved by advanced microprocessor control. The wavelength tuning elements are mounted on precise closed-loop micro-stepping motors. The temperatures of the nonlinear crystals are controlled by precise

thermo-controllers. No additional manual adjustment of the laser system is needed.

For customer convenience, the laser can be operated from a master device or a personal computer using various interfaces. Depending on the system configuration, control is available via the USB interface (REST API over RNDIS or VCP with ASCII commands), the RS-232 interface (ASCII commands), the LAN interface (REST API), or from the remote control pad with a backlit display that remains easy to read even while wearing laser safety glasses.

Single Housing Mid-Infrared Tunable Picosecond Laser System

FEATURES

- ▶ **Tuning range 2300 – 16000 nm (4345 – 625 cm⁻¹)**
- ▶ **Hands-free tuning:** motorized for the entire tuning range
- ▶ **Linewidth <3 cm⁻¹** in the entire tuning range
- ▶ **Repetition rate 100 Hz**
- ▶ **Air cooled** – external water supply is not required
- ▶ **Beam direction stability** in the entire tuning range
- ▶ **Single housing:** integrates a pump laser and OPO in a single housing
- ▶ **PC control via USB (virtual COM port), RS232, LAN using REST API commands**
- ▶ **Fast wavelength scan (sweep)**

APPLICATIONS

- ▶ **Infrared spectroscopy**
- ▶ **SFG (sum frequency generation spectroscopy)**

PT501 series features

Model	Features
PT501	provides a narrowband radiation with a linewidth <3 cm ⁻¹ in the entire tuning range: 2300 – 16000 nm (4345 – 625 cm ⁻¹). Repetition rate 100 Hz.

SPECIFICATIONS ¹⁾

Model	PT501
Tuning range	2300–16000 nm
Output pulse energy	
at 3500 nm	> 200 µJ
at 10000 nm	> 50 µJ
Bandwidth	< 3 cm ⁻¹
Pulse repetition rate	100 Hz
Tuning resolution	< 0.5 cm ⁻¹
Typical beam size ²⁾	~4 mm
Beam divergence ³⁾	< 3 mrad
Beam pointing stability	≤ 100 µrad rms
Beam polarization	horizontal , > 100:1
Wavelength sweep	available
Optical pulse jitter	
Internal triggering regime ⁴⁾	< 50 ps (StdDev.) in respect to TRIG1 OUT pulse
External triggering regime ⁵⁾	~3 ns (StdDev.) in respect to SYNC IN pulse
TRIG1 OUT pulse delay	Positive pulse with controllable delay. Pulse width ~100 ns. Default delay – ~250 µs before optical pulse up to 10 ms.

PHYSICAL CHARACTERISTICS

Laser unit size (W × L × H)	~ 508 × 1030 × 244 mm
Power supply size (W × L × H)	450 × 450 × 140 mm

OPERATING REQUIREMENTS

Room temperature	22 ± 2 °C
Relative humidity	20–80 % (non-condensing)
Power requirements	100–240 V AC single phase, 47–63 Hz
Power consumption	< 0.5 kW
Cooling	air cooled
Cleanness of the room	not worse than ISO Class 9

¹⁾ Due to continuous improvement, all specifications are subject to change without notice. Parameters marked typical are not specifications. They are indications of typical performance and will vary with each unit we manufacture. Unless stated otherwise, all specifications are measured at 3500 nm for PT501 units for basic system without options.

²⁾ Beam diameter is measured at the 1/e² level.
³⁾ At 3000 nm, Full angle measured at the FWHM point
⁴⁾ With respect to TRIG1 OUT pulse. <10 ps jitter is provided with PRETRIG option.
⁵⁾ With respect to SYNC IN pulse.



Communication module interfaces

Interface	Description
USB*	REST API over RNDIS
RS232	ASCII commands
LAN	REST API

* Default, other option: ASCII commands over virtual serial port

TUNING CURVES

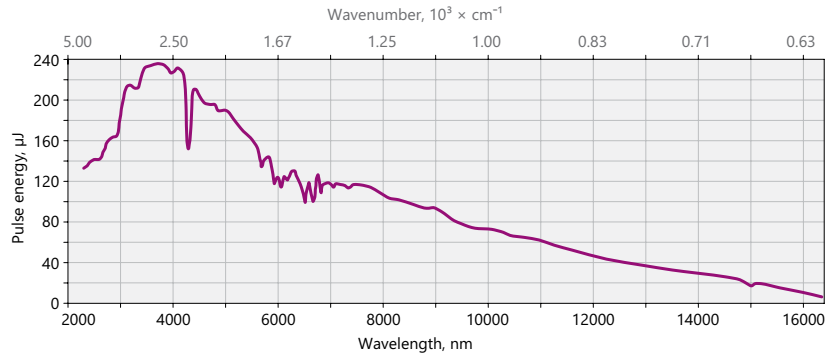


Fig 1. Typical PT501 tuning curve

OUTLINE DRAWINGS

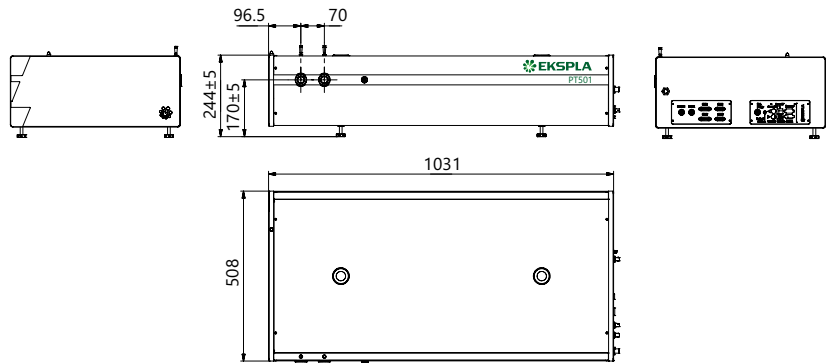


Fig 2. Typical PT501 outline drawing

PRELIMINARY

PT401 SERIES

Single Housing UV–VIS–NIR Tunable Picosecond Laser System



PT401 series laser systems integrate a picosecond optical parametric oscillator (OPO) and a pump laser in a single compact housing. Mounting the components on the same frame provides a robust solution. It makes laser installation shorter, improves long-term stability, and reduces maintenance costs.

Fast and fully automatic wavelength tuning is achieved by advanced microprocessor control. The wavelength tuning elements are mounted on precise closed-loop micro-stepping motors. The temperatures of the nonlinear crystals are controlled by precise

thermo-controllers. No additional manual adjustment of the laser system is needed.

For customer convenience, the laser can be operated from a master device or a personal computer using various interfaces. Depending on the system configuration, control is available via the USB interface (REST API over RNDIS or VCP with ASCII commands), the RS-232 interface (ASCII commands), the LAN interface (REST API), or from the remote control pad with a backlit display that remains easy to read even while wearing laser safety glasses.

FEATURES

- ▶ **Tuning range 210 – 2300 nm**
- ▶ **Hands-free tuning:** motorized for the entire tuning range
- ▶ **Linewidth $<4\text{ cm}^{-1}$**
- ▶ **Repetition rate 1000 Hz,** optionally 100 Hz
- ▶ **Air cooled** – external water supply is not required
- ▶ **Beam direction stability** in the entire tuning range
- ▶ **Single housing:** integrates a pump laser and OPO in a single housing
- ▶ **PC control via USB, RS232 interface, LAN interface**
- ▶ **Fast wavelength scan (sweep)**

APPLICATIONS

- ▶ **Time resolved fluorescence** (including streak camera measurements)
- ▶ **Pump-probe spectroscopy**
- ▶ **Nonlinear spectroscopy**
- ▶ **Other spectroscopic and nonlinear optics applications**

PT401 series features

Model	Features
PT401	Provides a narrowband radiation with a linewidth $<4\text{ cm}^{-1}$. Tuning range 210 – 2300 nm. Repetition rate 1000 Hz, optionally 100 Hz.

SPECIFICATIONS ¹⁾

Model	PT401	PT401-SH-SF
OPA SPECIFICATIONS		
Output wavelength tuning range		
SH, SF	–	210–409 nm
Signal	410–709 nm	
Idler	710–2300 nm	
Output pulse energy ²⁾		
SH, SF ³⁾	–	> 45 µJ
Signal ⁴⁾	> 200 µJ	
Idler ⁵⁾	> 60 µJ	
Pulse repetition rate	1000 Hz	
Linewidth	< 4 cm ⁻¹	< 6 cm ⁻¹
Typical pulse duration ⁶⁾	~ 20 ps	
Tuning resolution	< 0.5 cm ⁻¹	
Typical beam size ⁷⁾	~2.3 mm	
Beam divergence ⁸⁾	< 2 mrad	
Beam pointing stability	≤ 100 µrad rms	
Beam polarization		
SH, SF		horizontal
Signal	horizontal	
Idler	vertical	
Wavelength sweep	available	
Optical pulse jitter		
Internal triggering regime ⁹⁾	< 50 ps (StdDev.) in respect to TRIG1 OUT pulse	
External triggering regime ¹⁰⁾	~3 ns (StdDev.) in respect to SYNC IN pulse	
TRIG1 OUT pulse delay	Positive pulse with controllable delay. Pulse width ~100 ns. Default delay – ~250 µs before optical pulse up to 10 ms.	
PHYSICAL CHARACTERISTICS		
Laser unit size (W × L × H)	~ 508 × 1030 × 244 mm	
Power supply size (W × L × H)	450 × 450 × 140 mm	
OPERATING REQUIREMENTS		
Room temperature	22 ± 2 °C	
Relative humidity	20–80 % (non-condensing)	
Power requirements	100–240 V AC single phase, 47–63 Hz	
Power consumption	< 0.5 kW	
Cooling	air cooled	
Cleanness of the room	not worse than ISO Class 9	

¹⁾ Due to continuous improvement, all specifications are subject to change without notice. Parameters marked typical are not specifications. They are indications of typical performance and will vary with each unit we manufacture. Unless stated otherwise, all specifications are measured at 450 nm for PT401 units for basic system without options.

²⁾ Pulse energies are specified at selected wavelengths. See typical tuning curves for pulse energies at other wavelengths.

³⁾ Measured at 260 nm.

⁴⁾ Measured at 450 nm.

⁵⁾ Measured at 1000 nm.

⁶⁾ Estimated assuming 30 ps at 1064 nm pump pulse. Pulse duration varies depending on wavelength and pump energy.

⁷⁾ Beam diameter at the 1/e² level. Can vary depending on the wavelength.

⁸⁾ Beam divergence measured at FWHM.

⁹⁾ < 10 ps jitter is provided with PRETRIG option.

¹⁰⁾ TRIG1 OUT lead or delay can be adjusted with 0.25 ns steps in specified range.



Communication module interfaces

Interface	Description
USB *	REST API over RNDIS
RS232	ASCII commands
LAN	REST API

* Default, other option: ASCII commands over virtual serial port

OPTIONS

► **Option 100 Hz**

Pulse repetition rate 100 Hz.

Energy increasing 2 times to compare with system 1000 Hz repetition rate.

► **Options DUV**

– Tuning range 192 – 209.95 nm

– Beam polarization: vertical

TUNING CURVES

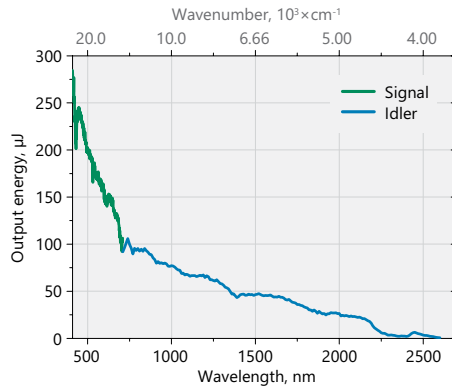


Fig. 1. Typical PT401 tuning curves in signal (410 – 709 nm), idler (710 – 2300 nm)

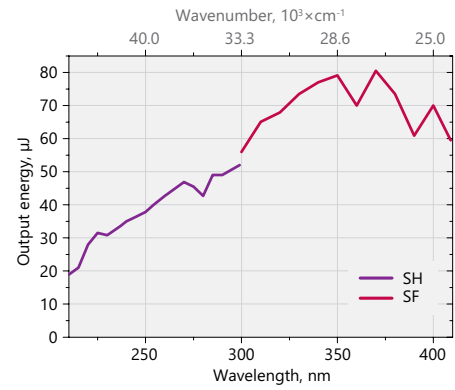



Fig. 2. Typical PT401 tuning curves in SH (210 – 300 nm), SF (300 – 409 nm) ranges

Optically Synchronised Picosecond and Femtosecond Tunable Wavelength Laser System

FemtoTune SERIES



EKSPLA's picosecond lasers are fully compatible for optical synchronization with femtosecond systems like FemtoTune and UltraFlux, enabling precise timing and advanced measurement capabilities.

For example

- / FemtoTune optically synchronised with picosecond PL2230 series laser for the femtosecond broadband high resolution SFG spectrometer.
- Or
- / FemtoTune optically synchronised with PT401 for the femtosecond broadband high resolution double resonance SFG spectrometer.

Ask for separate brochure

Nonlinear Spectroscopy Systems

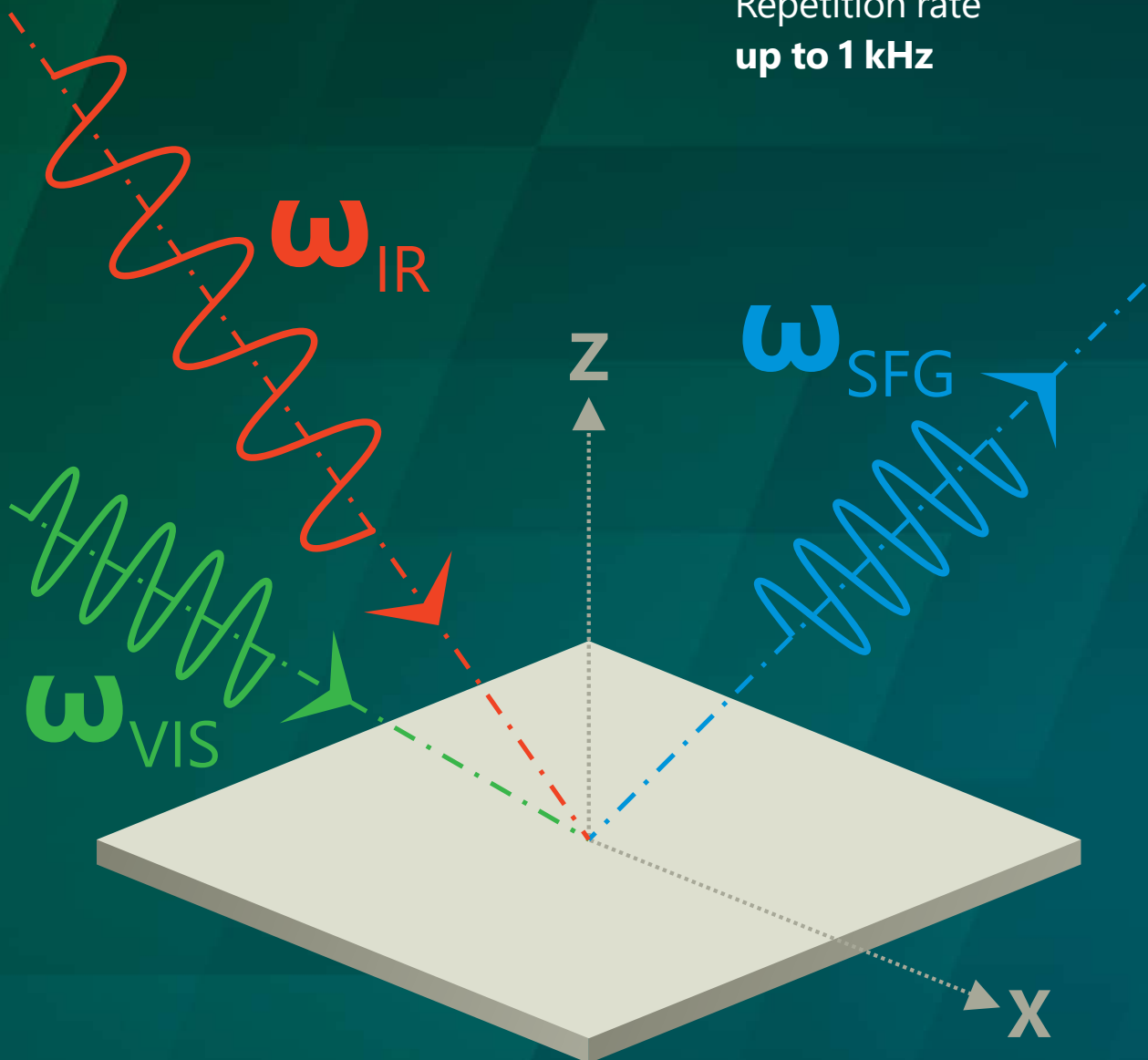
— Picosecond scanning

— Femtosecond broadband

Spectral resolution
< 3 cm^{-1}

Continuously tunable
 $625 - 4300 \text{ cm}^{-1}$

Repetition rate
up to 1 kHz

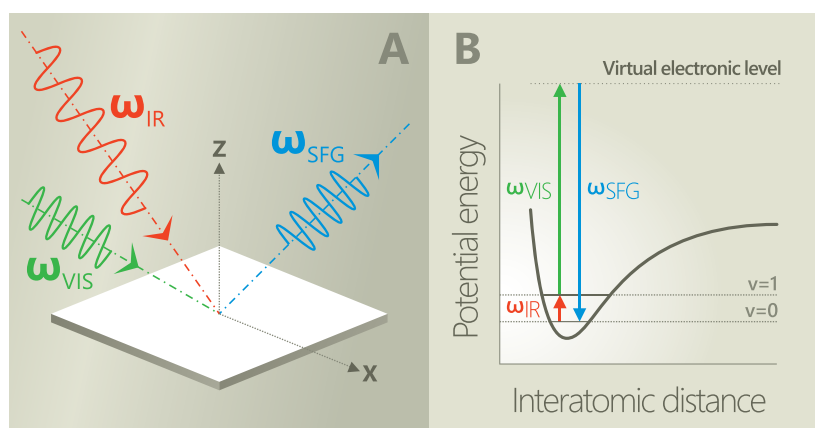


Sum Frequency Generation Vibrational Spectroscopy

Sum Frequency Generation Vibrational Spectroscopy (SFG-VS) is a powerful and versatile method for in-situ investigation of surfaces and interfaces. In SFG-VS experiment a pulsed tunable infrared IR (ω_{IR}) laser beam is mixed with a visible VIS (ω_{VIS}) beam to produce an output at the sum frequency ($\omega_{SFG} = \omega_{IR} + \omega_{VIS}$). SFG is a second order nonlinear process, which is allowed only in media without inversion symmetry. At surfaces or interfaces inversion symmetry is necessarily broken, that makes SFG highly surface specific. As the IR wavelength is scanned, active vibrational modes of molecules

at the interface give a resonant contribution to SF signal. The resonant enhancement provides spectral information on surface characteristic vibrational transitions.

Vibrational sum frequency generation (SFG) spectroscopy offers several important advantages over traditional spectroscopy methods for the molecular level analysis of interfaces, including surface sensitivity, vibrational specificity, and the possibility to extract detailed information on the ordering and orientation of molecular groups at the interface by analysis of polarization-dependent SFG spectra.



SFG signal generation diagram (a) and the molecular energy level diagram for the SFG process (b)

Picosecond Vibrational Sum Frequency Generation Spectrometer

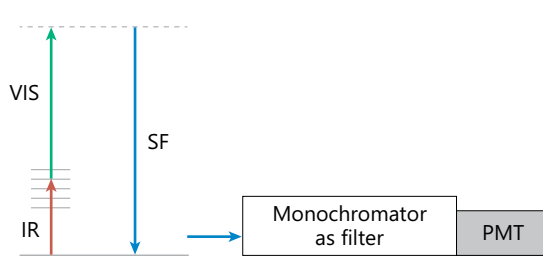
ADVANTAGES

- ▶ Sensitive and selective to the orientation of molecules in the surface layer
- ▶ Intrinsically surface specific
- ▶ Selective to adsorbed species
- ▶ Sensitive to submonolayer of molecules
- ▶ Applicable to all interfaces accessible to light
- ▶ Nondestructive
- ▶ Capable of high spectral and spatial resolution

APPLICATIONS

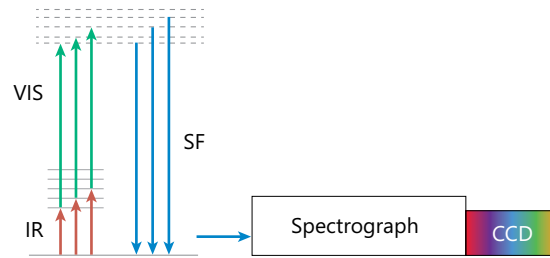
- ▶ Investigation of surfaces and interfaces of solids, liquids, polymers, biological membranes and other systems
- ▶ Studies of surface structure, chemical composition and molecular orientation
- ▶ Remote sensing in hostile environment
- ▶ Investigation of surface reactions under real atmosphere, catalysis, surface dynamics
- ▶ Studies of epitaxial growth, electrochemistry, material and environmental problems

Narrowband picosecond scanning and broadband femtosecond SFG spectrometer



Narrowband picosecond scanning SFG spectrometer

In order to obtain SFG spectrum during measurement wavelength of narrowband mid-IR pulse is changed point-by-point throughout the range of interest. Narrowband SFG signal is recorded by the time-gated photomultiplier. Energy of each mid-IR, VIS and SFG pulse is measured. After the measurement, the SFG spectrum can be normalised according to IR and VIS energy. Spectral resolution is determined by the bandwidth of the mid-IR light source. The narrower mid-IR pulse bandwidth, the better the SFG spectral resolution. Separate vibrational modes are excited during the measurement.

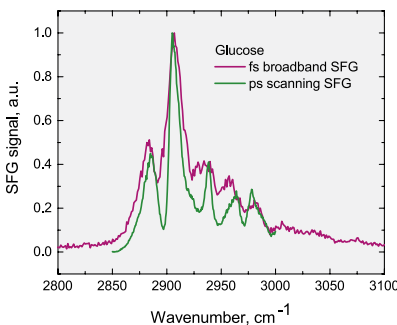


Broadband femtosecond SFG spectrometer

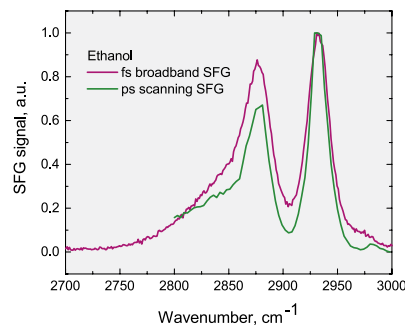
A broadband mid-IR pulse is mixed with a narrowband VIS pulse. The result is broadband SFG spectrum which is recorded using a monochromator and a sensitive CCD camera. The full spectrum is acquired simultaneously by integrating signal over time. Spectral resolution is determined by the bandwidth of the VIS pulse and the spectrograph resolution. The narrower the bandwidth of VIS pulse, the better the SFG spectral resolution.

COMPARISON OF DIFFERENT SFG SPECTROMETERS

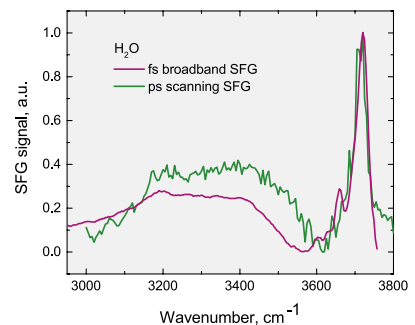
Narrowband picosecond scanning spectrometer	Broadband femtosecond high resolution spectrometer
Narrowband mid-IR excitation, only one band is excited. Coupled states can be separated.	Simultaneous excitation and recording of broad vibration spectrum with high resolution.
High mid-IR pulse energy. Less influence of IR absorption in the air.	High mid-IR intensity at low pulse energy – suitable for biological or other water containing samples.
No reference spectrum needed, IR energy measured at each spectral point.	Optically coupled IR and VIS channels. Reduced complexity and increased stability of the system.



SFG spectra of glucose




SFG spectra of ethanol



SFG spectra of water

Spectra are different because of different water samples. Water spectrum strongly depends on purity of the water.

Features and design of the picosecond scanning SFG spectrometer



SYSTEM COMPONENTS

- ▶ *Picosecond mode-locked Nd:YAG laser and optical parametric generator in one unit*
- ▶ *Spectroscopy module with:*
 - *PMT based signal detectors*
 - *Data acquisition system*
 - *Dedicated LabView® software package for system control*

NEW FEATURE

- ▶ *Fast wavelength scan (sweep)*


The SFG spectrometer developed by EKSPLA engineers is a nonlinear spectrometry instrument, convenient for everyday use. EKSPLA manufactures SFG spectrometers, which are used by chemists, biologists, material scientists, and physicists. The spectrometer has many features that help to set up measurements and to make successful vibrational spectroscopy studies. For chemical and biochemical laboratories, this makes the EKSPLA SFG spectrometer a reliable workhorse with a broad spectral region, automatically tuned from 625 to 4300 cm^{-1} , a high

spectral resolution (3 cm^{-1}), and easily controlled adjustment of polarisation optics.

The new SFG classic spectrometer consist of two units: laser light source PT501 and spectroscopy module.

The EKSPLA SFG system is based on a mode-locked Nd:YAG laser with a 29 ps pulse duration, 100 Hz repetition rate. The VIS channel of the SFG spectrometer consists of part of a laser output beam, usually with doubled frequency (532 nm) up to 0.3 mJ. The main part of the laser radiation goes to an optical parametric generator (OPG) with a difference frequency generation (DFG) extension. The IR channel of the spectrometer is pumped by the DFG output beam with energy in the range of $\sim 40 - 200 \mu\text{J}$. Infrared light can be tuned in a very broad spectral range from 2.3 up to 16 μm . The bandwidth is 3 cm^{-1} and it is one of the main factors of SFG spectrometer spectral resolution. The second beam (VIS) is also narrowband at $< 2 \text{ cm}^{-1}$. The spectrometer signal detection system has a temporal gate. It significantly reduces accumulative noise and

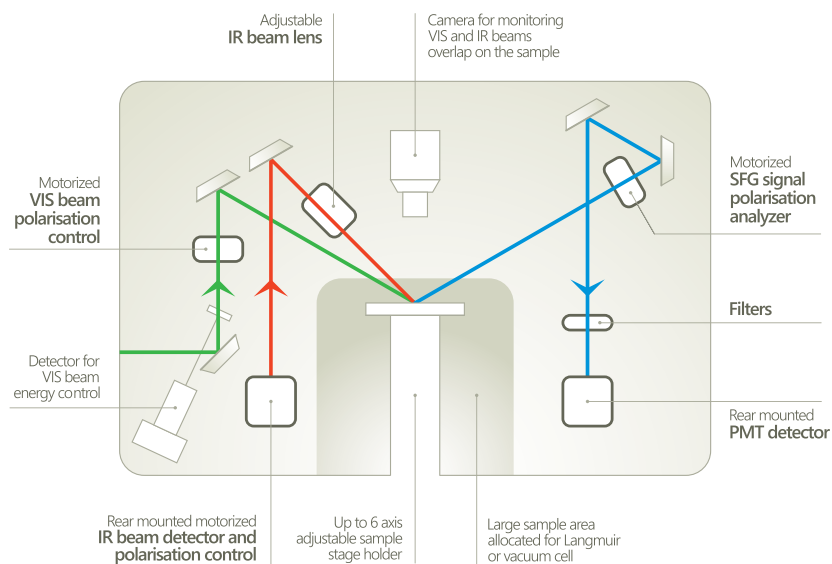
ambient light influence, which allows to use spectrometer even in a brightly illuminated room. The spectrometer does not have any acoustic noise because the laser is pumped by light emitting laser diodes. The spot size of the IR beam is adjustable. In this way, the appropriate energy density is achieved in order to avoid damaging or modifying the sample. Spectrum scanning, polarisation control and VIS beam attenuation are controlled from a computer. The spectrometer has a motorized polarisation switch for the IR, optionally for the VIS, and optionally the generated SFG light beams. Energy detectors continuously monitor the energy of the VIS and mid-IR laser pulses, so IR energy is recorded at each measurement point. This makes it possible to normalise the resulting SFG vibrational spectrum. Fast wavelength scan (sweep) allows fast access to a wide spectral range. Using time-synchronised motor positions enables fast and smooth wavelength tuning which allows users to scan the full range in just a few seconds or access specific wavelengths within 0.3 seconds.



Schematic layout of SFG Classic spectrometer

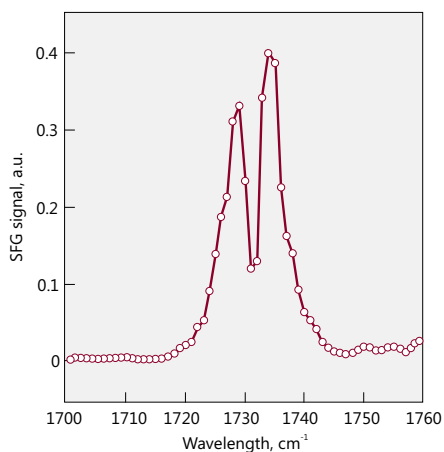
SPECTROSCOPY MODULE, SAMPLE COMPARTMENT

A large sample compartment can be customised and enables the use of various extensions and additional instruments for simultaneous control of the sample conditions, including a Langmuir-Blodgett trough for air/water and lipid/air interface studies, temperature and humidity-controlled cells, and other instruments.

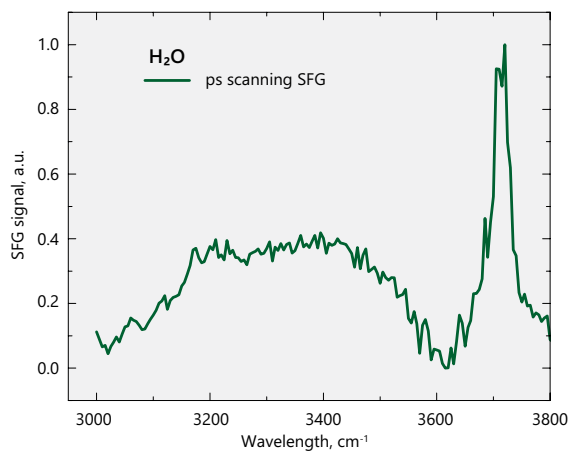


Standard layout of the vertically-arranged sample compartment of the SFG spectrometer

SPECTRA EXAMPLES



SFG spectra of monoolein surface, 1 cm⁻¹ scan step, 200 acquisitions per step



Water-air interface spectra, 200 acquisitions per step

Technical specifications¹⁾ of picosecond scanning SFG spectrometer

Version	SFG Classic	SFG Double Resonance	SFG Phase Sensitive
SYSTEM (GENERAL)			
Spectral range	625 – 4300 cm ⁻¹	625 – 4300 cm ⁻¹ (VIS 532 nm) 1000 – 4300 cm ⁻¹ (VIS 420 – 680 nm)	1000 – 4300 cm ⁻¹
Spectral resolution	<3 cm ⁻¹		
Spectra acquisition method	Scanning and fast wavelength sweep		
Sample illumination geometry	Top side, reflection		
Incidence beams geometry	Co-propagating, non-collinear		
Incidence angles	Fixed, VIS ~60°, IR ~55° (optional: tunable)		Fixed, VIS ~60°, IR ~55°
VIS beam wavelength	532 nm	532 nm and tunable 420 – 680 nm	532 nm
Polarization (VIS, IR, SFG)	Linear, selectable "s" or "p", purity > 1:100		
IR Beam spot on the sample	Adjustable, ~200 – 600 μm		Fixed
Sensitivity	Air-water interface spectra		Solid sample spectra
LASER LIGHT SOURCE²⁾			
Model	PT501-SH		
Pulse duration (pump laser)	29 ± 5 ps		
Pulse repetition rate	100 Hz		
VIS source for Double resonance SFG	–	PT401	–
<i>For standard specifications please check the brochure of particular model.</i>			
PHYSICAL DIMENSIONS (FOOTPRINT)			
Standard	1300 × 1200 mm	1800 × 1200 mm	1400 × 1200 mm

¹⁾ Due to continuous improvement, all specifications are subject to change without advance notice.

²⁾ Laser is optimised for pumping parametrical generator, maximum output energy may be different than specified for stand alone application.

Features and design of the broadband femtosecond SFG spectrometer

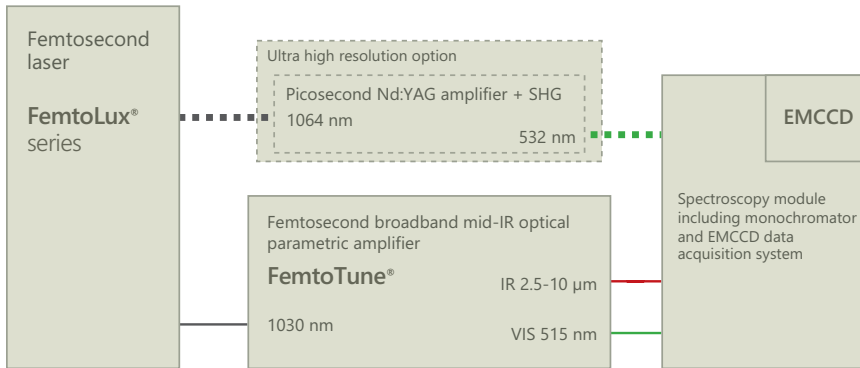
Femtosecond broadband SFG (BB SFG) spectrometer allows fast SFG spectra acquisition since most vibrational modes can be resolved without scanning. The advantage of the broadband SFG system is that intense femtosecond pulses allow efficient sum frequency generation at low pulse energies thus reducing the possibility of sample modification. It is especially important for aqueous and biological samples.

The system is based on a femtosecond industrial grade FemtoLux® series laser with 500 fs pulse duration, more than 1 mJ pulse energy at 1030 nm and a 1 kHz repetition rate. The main part of the laser radiation is directed to a broadband mid-IR OPA module.

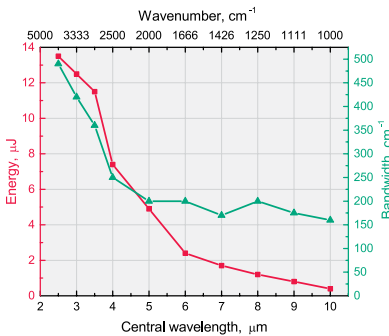
Broad bandwidth ($150 - 450 \text{ cm}^{-1}$) mid-IR radiation can be continuously tuned in a spectral range from 2.5 up to 10 μm , providing from 0.5 to 12 μJ close to energy transform-limited pulses for the IR channel. The VIS channel implementation depends on the system configuration. In a standard setup, a part of laser output radiation is frequency doubled (515 nm) $\sim 20 \mu\text{J}$ and then spectrally filtered to produce $< 8 \text{ cm}^{-1}$ bandwidth pulses. High resolution version consists of optically synchronised femtosecond and picosecond lasers. The combination of broadband mid-IR and narrowband VIS radiation allows to get the broadband sum frequency signal with exceptionally high spectral resolution below $< 3 \text{ cm}^{-1}$.

Fast wavelength scan (sweep) allows fast access to wide spectral range. Using time-synchronised motor positions enables fast and smooth wavelength tuning which allows users to scan the full range in just a few seconds or access specific wavelengths within 0.3 seconds

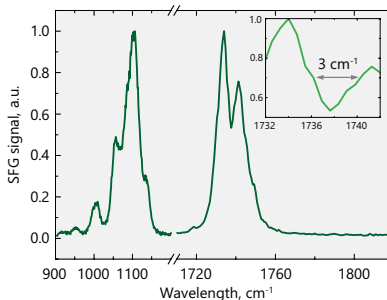
This allows shifting the central wavelength continuously during accumulative SFG measurements, effectively broadening the mid-IR bandwidth of a single acquisition and smoothing the mid-IR spectrum for better normalisation. Continuous, gapless tuning from 2.5 to 10 μm with a single polarisation ensures stable beam pointing, enabling seamless spectral measurements across the entire mid-IR range.



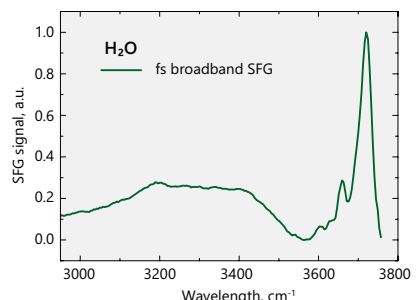
Schematic layout of BB SFG spectrometer



Mid-IR parametrical amplifier characteristics. Energy and spectral bandwidth versus central wavelength



Spectral resolution of 3 cm^{-1} demonstrated by measuring monoolein SFG spectrum. Dip in the spectrum caused by narrowband water absorption, thus used to estimate resolution



Pure water spectrum. Spectrum acquisition time 10 min

Technical specifications¹⁾ of broadband femtosecond SFG spectrometer

Version	SFG fs	SFG fs High Resolution
SYSTEM (general)		
Spectral range	1000 – 4300 cm ⁻¹	1000 – 4300 cm ⁻¹
Spectral resolution	< 9 cm ⁻¹	< 3 cm ⁻¹
Spectral bandwidth ²⁾	150 – 450 cm ⁻¹	
Spectra acquisition method	Broadband accumulative	
Sample illumination geometry	Top side, reflection	
Incidence beams geometry	Co-propagating, non-colinear	
Incidence angles	Fixed, VIS ~60°, IR ~55° (optional: tunable)	
VIS beam wavelength	515 nm	532 nm
Polarization (VIS, IR, SFG)	Linear, selectable "s" or "p", purity > 1:100	
Beam spot on the sample	Adjustable, ~200 – 600 μm	
Sensitivity	Air-water spectra	
PHYSICAL DIMENSIONS (footprint)		
Standard	2000 × 1500 mm	2200 × 1500 mm


¹⁾ Due to continuous improvement, all specifications are subject to change without advance notice.

²⁾ Measured at 30% level.

Ordering Information

Delivery	Products are made and dispatched within agreed term. Shipping charges are object of agreement between EKSPLA and customer.
Ordering	Orders may be placed by mail, fax or e-mail. All orders are object of General Sales Conditions, which can be found on www.ekspla.com . Mail orders should be sent to: EKSPLA, UAB Savanoriu Av. 237 LT-02300 Vilnius Lithuania Phone: +370 5 264 96 29 E-mail: sales@ekspla.com Ask for quotation online at www.ekspla.com.
Certificate of Origin	All items shown in this catalogue are of Lithuanian Origin (EU). Certificate of Origin is available under request.
Warranty	All products are guaranteed to be free from defects in material and workmanship. The warranty period depends on the product and is object of agreement between EKSPLA and customer. Warranty period can be extended by separate agreement. EKSPLA does not assume liability for improper installation, labour or consequential damages.
Specifications	Due to the constant product improvements, EKSPLA reserves its right to change specifications without advance notice. For latest information visit www.ekspla.com .

Notes





東京インスツルメンツ
TOKYO INSTRUMENTS

グローバルにネットワークを広げ、最先端の科学をお客様に提供

本社: 〒134-0088 東京都江戸川区西葛西6-18-14 T.I.ビル

Tel. 03-3686-4711

営業所: 〒532-0003 大阪府大阪市淀川区宮原4-1-46 新大阪北ビル

Tel. 06-6393-7411

URL: <https://www.tokyoinst.co.jp> Mail: sales@tokyoinst.co.jp



超高真空・極低温走査型プローブ顕微鏡
高速分光測定装置、クライオスタット



Nd:YAGレーザー、Ti:Sレーザー
OPOレーザー



Follow us on Linked 



Advanced Laser Technologies

Find local distributor at
www.ekspla.com



Savanorių Av. 237
LT-02300 Vilnius
Lithuania

ph. +370 5 264 96 29
sales@ekspla.com
www.ekspla.com

ISO9001 Certified