


Application note

# Chlorine isotopes in HCl determination using GASEX-OEM-HD-05-12 spectrometer



**Figure 1** - GASEX OEM - HD-05-12 , used in this study

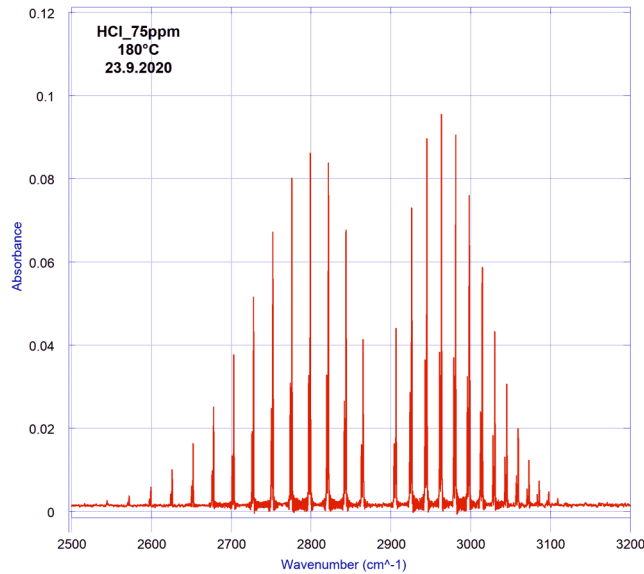
## Introduction

The Arcoptix GASEX HD-05-xx spectrometers are specialized gas spectrometers used for a range of applications. Recently developed version featuring a resolution of  $0.5 \text{ cm}^{-1}$  made it possible to refine the “spectral vision” of Gasex by a factor of 4 with respect to the previous models. In application note, we report a utilization of the GASEX-OEM-HD-05-12 for measurement of the isotope ratio of two natural and stable isotopes of Chlorine :  $^{35}\text{Cl}$  and  $^{37}\text{Cl}$  in the HCl gas mixture.

## Method

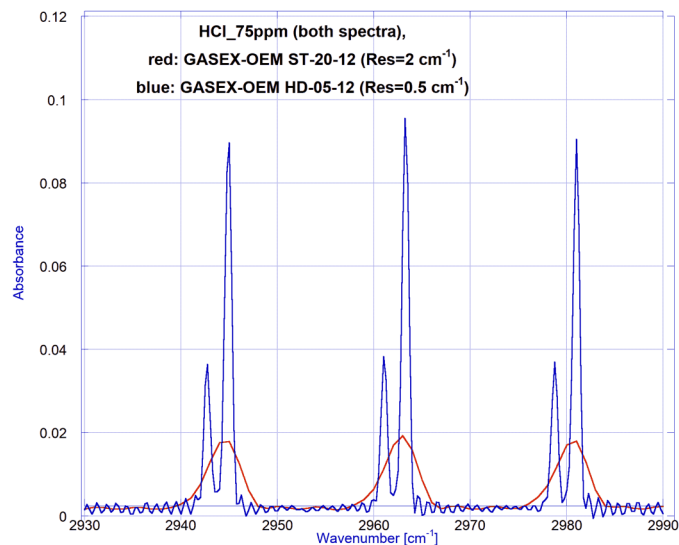
A spectrum of HCl has been measured at 75 ppm concentration and  $180^\circ\text{C}$  (at ambient pressure) using 5N nitrogen as a background. The spectra have been analyzed for the ratio of absorbance corresponding to the two natural isotopes, and correlated to the Hitran simulations.

## Results



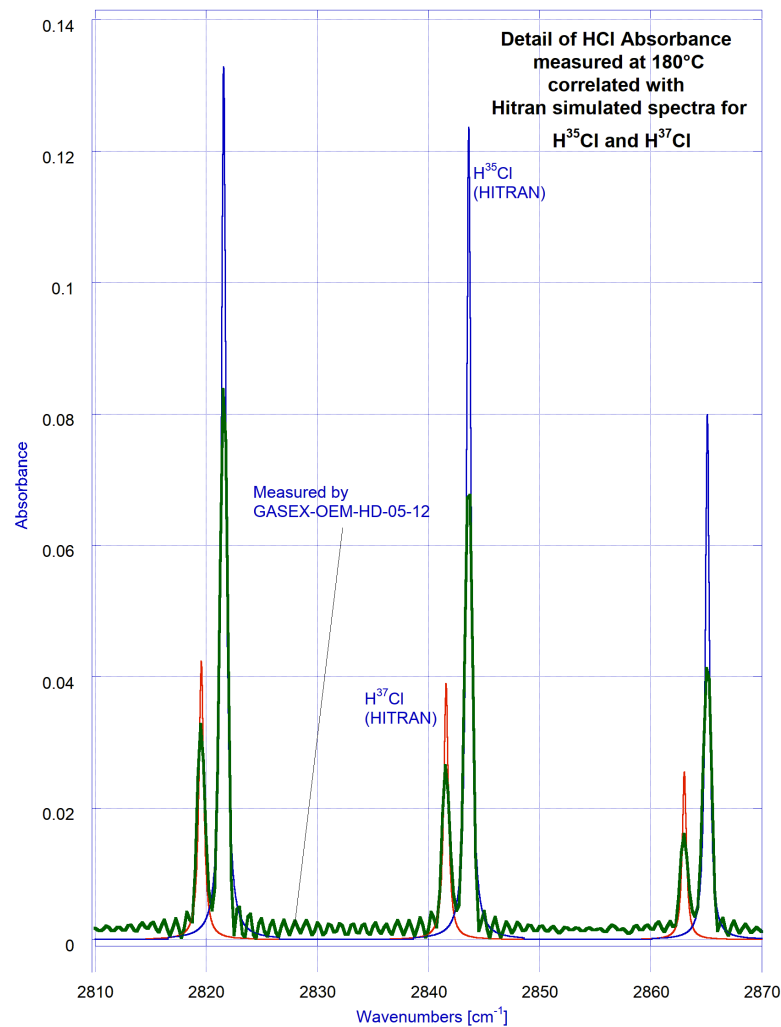
**Figure 2** - Full view of the fundamental absorption band of HCl recorded with the GASEX OEM - HD-05-12, at 180 °C. Each absorption peak is represented as doublet corresponding to Chlorine isotopes 35 and 37 respectively.

For comparison, we have made a absorption spectrum of the same concentration of HCl in nitrogen, with another model of gas spectrometer, namely GASEX-OEM-ST-20-12 with the resolution of 2 wavenumber.



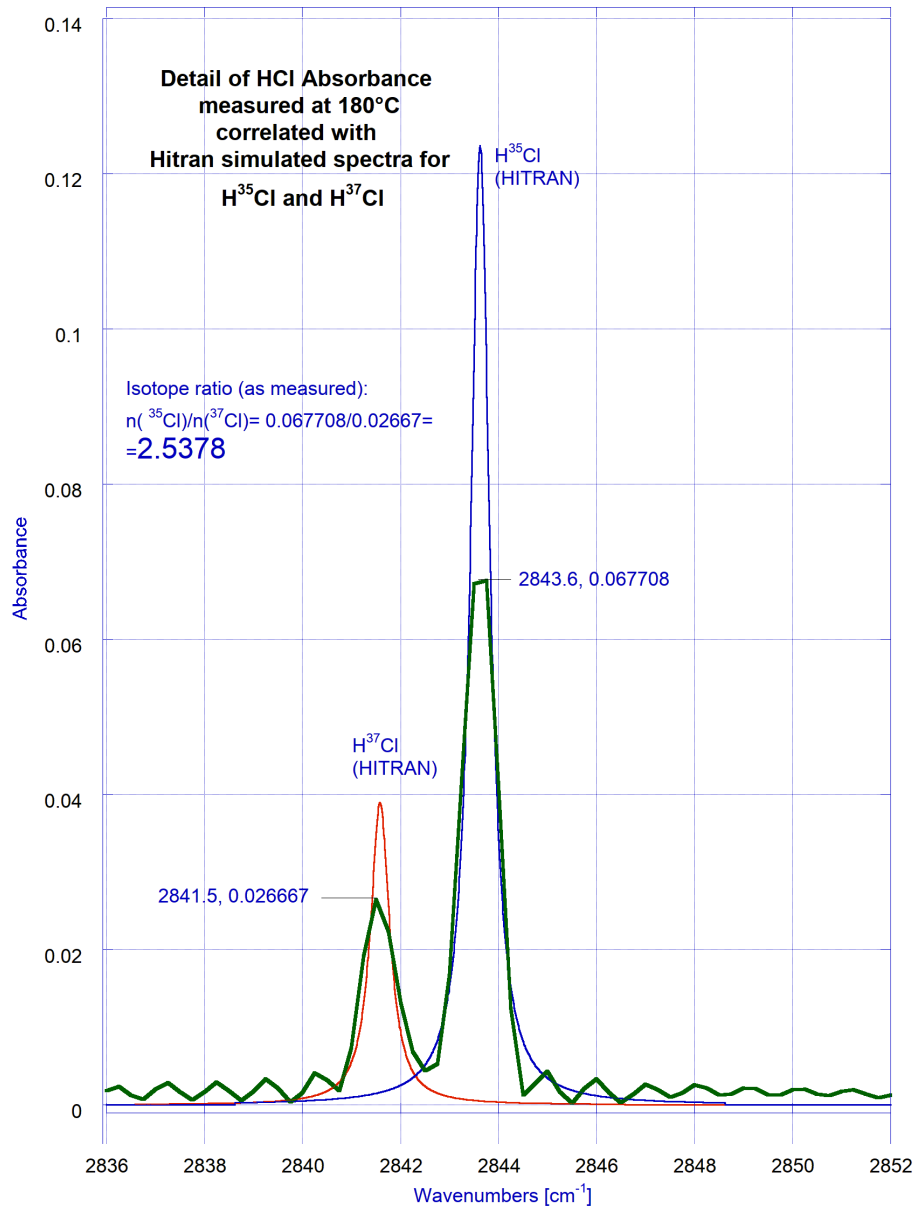
**Figure 3** - A detail of the spectrum of HCl measured with two different model, showing the influence of the resolution on the instrument line-shape function. The spectrum with the lower resolution does not offer a possibility of isotope resolution while higher resolution is clearly offering the distinction of the two respective isotopologues of HCl.

In further we analyzed the detail of ratio of the content of the two isotopologues of HCl. The spectra are correlated with the Hitran simulation for the two respective isotopes of Chlorine in the molecule of HCl.



**Figure 4** - Detail of the absorption spectrum measured with the resolution of 0.5 cm<sup>-1</sup> using the GASEX-OEM-HD-05-12 spectrometer. The measured spectrum is plotted together with the HITRAN calculated spectra for the respective isotopologues of HCl. The plot shows an excellent agreement of the wavelengths for the theoretical and for the measured spectrum.

An excellent agreement of the peak positions of theoretical spectra calculated using the Hitran database for the two isotopologues of HCl with <sup>35</sup>Cl and <sup>37</sup>Cl in the HCl gas mixture. A more detailed view on the spectra allows the isotope ratio evaluation.



**Figure 5** – Two-peaks detail of the absorption spectrum measured with the resolution of 0.5 cm<sup>-1</sup> using the GASEX-OEM-HD-05-12 spectrometer, together with the respective Hitran calculated spectra. The established isotope ratio based on this measurement equals to 2.53. (This does not correspond to the natural ratio of the chlorine isotopes of 3.2). The explanation of this would require further investigation.

Arcoptix SA  
Fabourg de la Gare 5A  
CH-2000 Neuchâtel  
Switzerland  
Phone ++41 (0) 32 731 04 66  
e-mail: [info@arcoptix.com](mailto:info@arcoptix.com)



## Conclusion.

The high resolution (Res=0.5 wavenumbers) GASEX-OEM-HD-05-12 spectrometer is compared to the standard resolution (Res=2 wavenumbers) GASEX-OEM-ST-20-12. Both instruments can be used for determination of the concentration of HCl (and practically all hetero-nuclear gases. However only the high resolution spectrometer offers fine enough resolution to determine the isotope ratio of some gases, as demonstrated here on the example of HCl.



グローバルにネットワークを広げ、最先端の科学をお客様に提供

本社: 〒134-0088 東京都江戸川区西葛西6-18-14 T.IIビル Tel.03-3686-4711

営業所: 〒532-0003 大阪府大阪市淀川区宮原4-1-46 新大阪北ビル Tel.06-6393-7411

URL: <https://www.tokyoinst.co.jp> Mail: [sales@tokyoinst.co.jp](mailto:sales@tokyoinst.co.jp)



超高真空・極低温走査型プローブ顕微鏡  
高速分光測定装置、クライオスタット



Nd:YAGレーザー、Ti:Sレーザー  
OPOLレーザー

- 本カタログに記載されている内容は、改良のため予告無く変更する場合があります。(製品の仕様、性能、価格などはカタログ発行当時のものです)
- 本カタログに記載されている内容の一部または全部を無断で転載することは禁止されています。
- 本カタログに記載されているメーカー名、製品名などは各社の商標または登録商標です。